



Smt. Radhadevi Goenka College for Women, Akola

Near Nehru Park, Murtizapur Road, AKOLA - 444 001 (M.S.)

Phone: - (0724) 2450905, 2458748, Fax: - (0724) 2450905

E-mail: - info@rdgakola.ac.in Website :- www.rdgakola.ac.in

FEEDBACK ANALYSIS REPORT

Academic Year - 2017-18

On

**Stakeholders Feedback Analysis Report
on Teacher and Curriculum**

- Submitted by -

Feedback Committee

Smt. Radhadevi Goenka College for Women, Akola

CONTENTS

Sr. No.	Title	Page No.
1.	Feedback Committee	1
2.	Blank feedback forms for different Stakeholders	2 to 5
3.	Feedback action taken & analysis report 2017-18	6 to 7
4.	Overall analysis of Stakeholders feedback on Curriculum by Students	8 to 9
5.	Overall analysis of Stakeholders feedback on Curriculum by Teachers	10 to 11
6.	Overall analysis of Stakeholders feedback on Curriculum by Alumni	12 to 13
7.	Overall analysis of Stakeholders feedback on Teachers, Library, Curriculum & Infrastructure by Students	14 to 63
8.	Stakeholder's feedback filled forms (Each three) i) Students ii) Teachers iii) Alumni	64 to 75

Feedback Committee 2017-18

Sr. No.	Name	Particulars
1.	Dr. S. A. Bang	Coordinator
2.	Dr. C. R. Rumale	Coordinator
3.	Dr. V. B. Chavhan	Coordinator
4.	Mrs. Harshada Wadhone	Member
5.	Dr. Ujwala Bajpai	Member
6.	Dr. N. S. Upadhyay	Member




PRINCIPAL
Smt. Radhadevi Goenka College
For Women, AKOLA.

BLANK FEEDBACK FORMS FOR DIFFERENT STAKEHOLDERS

Bhartiya Seva Sadan Akola's
Smt. Radhadevi Goenka College For Women, Akola

Student's Feedback

Year: _____

A - Feedback for Teachers by the Students

The objective of this form is to collect constructive feedback for improving facilities and services of the college. Your response will assist the college in its endeavour to strengthen the overall development of students.

Subject Name: _____

Teacher's Name: _____

1. Does the teacher engage his/her Lectures regularly?

Always Mostly Sometimes Never

2. Does the teacher come on time for the lecture?

Always Mostly Sometimes Never

3. How well did the teacher prepare for the classes?

Thoroughly Satisfactorily Poorly Indifferently

4. How do you find the communication skills of the teacher?

Excellent Very Good Good Average

5. Does the teacher complete the syllabus in time?

Always Mostly Sometimes Never

6. Does the teacher support you to solve your academic and other problems?

Always Mostly Sometimes Never

7. Does the teacher use ICT Tools (such as LCD projector, multimedia etc) for teaching?

Always Mostly Sometimes Never

8. Is the teacher fair and transparent in internal assessment?

Always Mostly Sometimes Never

9. Does the teacher inform you about your expected competencies, course outcome and program outcomes?

Regularly Usually Occasionally Rarely

10. The teacher encourages you to participate in extra-curricular activities?

Strongly agree Agree Neutral Disagree

B - Feedback for Library by the Students

11. The number of books available for issue?
 More than Sufficient Sufficient Just Sufficient In-adequate
12. The number of magazine, Journals & newspaper available for reading?
 More than Sufficient Sufficient Just Sufficient In-adequate
13. The availability of previous examination paper's
 More than Sufficient Sufficient Just Sufficient In-adequate
14. Are the timing for the access to suitable?
 Highly suitable Suitable Moderately Suitable Not suitable

Feedback for Curriculum by the Students

15. How do you find your syllabus (Course Content)?
 Excellent Very Good Average Poor
16. Do you think you can build a good career with the help of this your syllabus?
 Surely May be Somewhat Not at all
17. Do you think you have enough practical hours / tutorials per week?
 Yes No Need more Not sure

Feedback for Infrastructure by the Students

18. How do you rate your classrooms and Laboratories ?
 Excellent Very Good Average Poor
19. How do you rate the drinking water and canteen facility on the campus?
 Excellent Very Good Average Poor
20. How do you rate the toilets?
 Excellent Very Good Average Poor
21. How is the cleanliness and maintenance of the college campus?
 Excellent Very Good Average Poor
22. How do you rate the computer and internet facility in the college?
 Excellent Very Good Average Poor
23. How do you rate the Xerox facility available in the college?
 Excellent Very Good Average Poor
24. How do you rate the college website?
 Excellent Very Good Average Poor
25. How do you rate the sports facility available in the college?
 Excellent Very Good Average Poor

Suggestions for further improvements: -

Bhartiya Seva Sadan Akola's
Smt. Radhadevi Goenka College For Women, Akola

Teacher's Feedback

Year : _____

Feedback for Curriculum by the Teacher

Name of the Teacher: _____

Course Name: _____

Name of the Subject: _____

1. Were objective of course clear to you?

Highly Clear Clear Partly Clear Not Clear

2. How is the syllabus suitable to the course?

Highly Suitable Suitable Partly Suitable Not Suitable

3. Level of the course is?

To high high low to low

4. Syllabus is Need based?

Strongly Agree agree Partly Agree disagree

5. How do you read the syllabus in relation to the competences?

Excellent Very Good Average Poor

6. How do you find the size of syllabus in terms of load?

Vast Manageable Short To short

7. Do you think there are enough practical hours/ tutorials per week?

Yes No Need More Not Sure

8. How do read sequence of the syllabus semester wise relevant to the course?

Excellent Very Good Average Poor

9. How is the syllabus comparable to that of other institute /university?

Superior At Par inferior cannot say

Suggestions for further improvements:

Signature

Bhartiya Seva Sadan Akola's
Smt. Radhadevi Goenka College For Women, Akola

Alumni Feedback

Year : _____

Feedback for Curriculum by the Alumni

The objective of this form is to collect constructive feedback for improving facilities and services of the college. Your response will assist the college in its endeavour to strengthen the overall development of students.

Full Name: _____

Program Name & Year of Completion: _____

Occupation: _____

Email: _____

Contact No.: _____

1. How do you rate the current syllabus in relation to the needs of your profession/ industry?

Excellent Very Good Average Poor

2. How do you find the size of syllabus in terms of load?

Vast Manageable Short To short

3. How was the syllabus suitable to the course?

Highly Suitable Suitable Partly Suitable Not Suitable

4. Level of the course was?

To high high low To low

5. Was the Syllabus need based?

Strongly Agree Agree Partly Agree disagree

6. How do you read the syllabus in relation to the competences for job?

Excellent Good average Poor

7. Do you think there were enough practical hours/ tutorials per week?

Yes No Need More Not Sure

8. Do you think the syllabus was suitable to acquire the overall knowledge of the subject?

Suitable Partly Suitable Need More Not Sure

Suggestions for further improvements: _____

**SMT. RADHADEVI GOENKA COLLEGE FOR WOMEN
AKOLA (MS) – 444001**

Internal Quality Assurance Cell (IQAC)

**Action Taken Report of Feedback Analysis
Session - 2017-18**

Feedbacks were obtained from Students, Teachers and Alumni on Curriculum, Teacher, Infrastructure and Library. These feedbacks were collected by Feedback Committee and analyzed and reviewed by the IQAC and Feedback Committee. Suggestions were given to the concerns regarding their performance and the directions for the required improvement. Report of Feedback Analysis is enclosed herewith.


CO-ORDINATOR
Internal Quality Assurance Cell (IQAC)
Smt. Radhadevi Goenka College
for Women, Akola
Smt. Radhadevi Goenka College
for Women, Akola

Feedback Action Taken & Analysis Report 2017-18

Students' Feedback is very important for our institution, because they are the chief stakeholders. Annual activity of obtaining relevant data was carried out. A representative random sample of 20 students of the final year in each department was selected, for the purpose of achieving appropriate outcome of students' feedback. The questionnaire was framed to include feedback about each teacher, library, curriculum & infrastructure. 25 multiple choice questions (MCQs) were framed with 4 option each. Names of the students were kept optional for them in order to eliminate fear / inhibition factor (if any) among the students. Systematic tabulation of data as done department wise & analysis was carried out.

Students were satisfied with the regularity & punctuality of 94 % of the teachers for the lectures. Teachers prepared for the classes & communicated very effectively with the students. All of the teachers use ICT Tools for the teaching & attended to academic & their problems of students satisfactorily. Majority of students had no problem with the quality of internal assessment process. There is very good teacher – student relationship & rapport due to attention of teachers towards students' competencies & future career. Students are satisfied with the encouragements given to them by teachers for extracurricular activities.

Students' satisfaction about the library is good, though some of them wanted to have more time for the book access. 70% students opined that sufficient books, magazines etc are available in the library. Curriculum is considered to be very good by majority of the students. Infrastructure of the institution is very good. 90 % students have had enough practical / tutorials per week. There appears to be need for improvement in computer, internet & xerox facilities since many students considered them to be average. Sports facilities in the college were considered as average by 90% students & hence need to be upgraded & expanded. Website of the institution was rated as good, by most of the students.

It can be concluded that, the feedback of students of the session 2017-18 is quite satisfactory. There is always scope for changes & improvement in the next session, depending on the needs perceived by the students & college.


The report for 2017-18 has been prepared by coordinated work of the members of Students' Feedback Committee.



(Dr. S. A. Bang)

Coordinator
Students' Feedback Committee
2017-18

Date: 16-04-2018



PRINCIPAL
Smt. Radhadevi Goenka College
For Women, AKOLA.



Smt. Radhadevi Goenka College for Women, Akola

Near Nehru Park, Murtizapur Road, AKOLA - 444 001 (M.S.)

Phone :- (0724) 2450905, 2458748, Fax :- (0724) 2450905

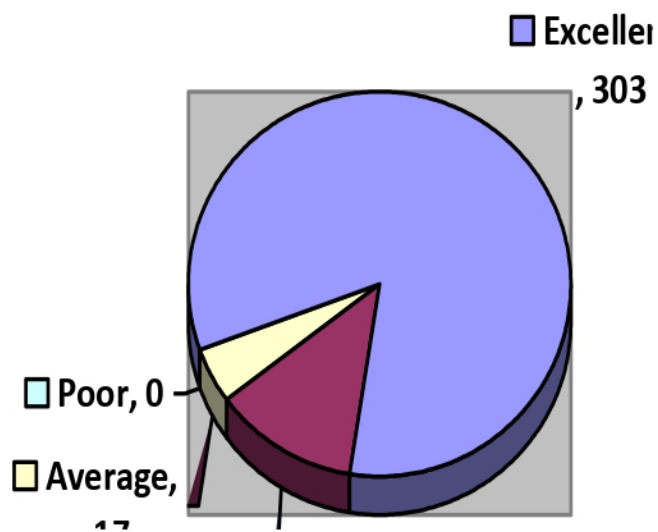
E-mail :- info@rdgakola.ac.in Website :- www.rdgakola.ac.in

Students Feedback Analysis on the Curriculum 2017-18

Question wise feedback analysis on curriculum has been collected from **B.A. (Final) - 170, B.Com. (Final) -165 & B.Sc. (Home Science) Final - 30 Total = 365** Students during the academic year 2017-2018.

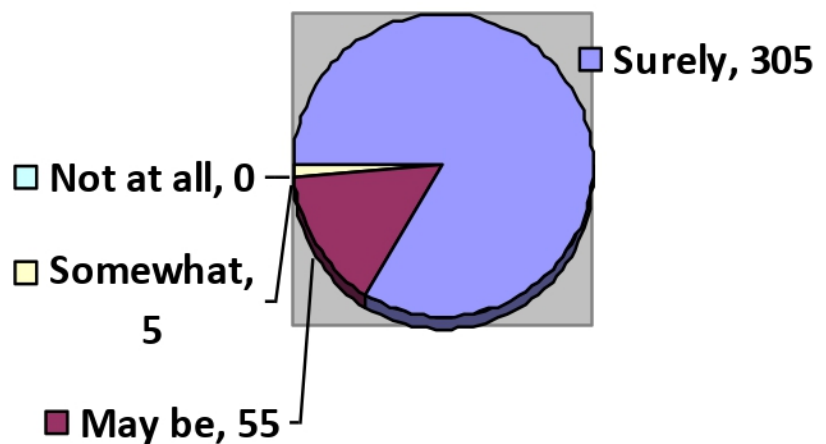
Q. 15. How do you find your syllabus (Course Contents)?

On 4 points scale	Percentage of response
Excellent	83.01 %
Very Good	12.32 %
Average	4.65 %
Poor	0 %



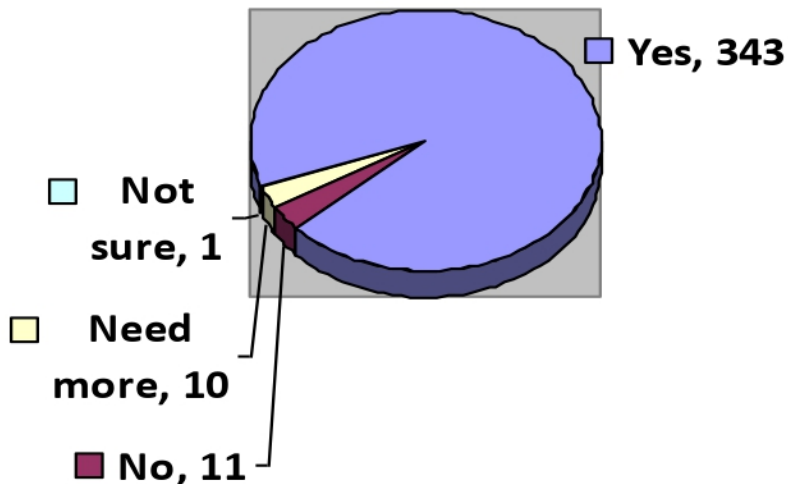
Q. 16. Do you think you can build a good career with the help of this syllabus?

On 4 points scale	Percentage of response
Surely	83.56 %
May be	15.08 %
Somewhat	1.36 %
Not at all	0 %



Q. 17. Do you think you have enough hours / tutorials per week?

On 4 points scale	Percentage of response
Yes	93.97 %
No	3.01 %
Need more	2.73 %
Not sure	0.27 %



Observation: -

1. 83.01% students are given *excellent*, 12.32% are given *very good* and 4.65% states that *average* remark for question no.15.
2. 83.56% students are given *surely*, 15.08% are given *may be* and 1.36% states that *somewhat* remark for question no.16.
3. 93.97% students are given *yes*, 3.01% are given *no*, 2.73% are given *need more* and 0.27% states that not sure remark for question no.17.


CO-ORDINATOR
 Internal Quality Assurance Cell (IQAC)
 Smt. Radhadevi Goenka College
 for Women, Akola
 Smt. Radhadevi Goenka College
 for Women, Akola

Teachers Feedback Analysis on curriculum for the academic year-2017-2018

Feedback on curriculum was collected from 47 out of 48 teachers for the academic year 2017-2018 was reviewed by the IQAC in its meeting held on 21st April 2018 and presented the analysis report for detailed discussion of Governing Body.

Sr. No.	Teachers Feedback Questions	In Percentage				Total
		4 Points Scale Rating				
1.	Were objective of course clear to you?	Highly Clear	Clear	Partly Clear	Not Clear	
		65.95%	29.78%	4.25%	0.00	100%
2.	How is the syllabus suitable to the course?	Highly Suitable	Suitable	Partly Suitable	Not Suitable	
		76.59%	23.40%	0.00	0.00	100%
3.	Level of the course is?	Too High	High	Low	Too Low	
		70.21%	27.65%	2.12%	0.00	100%
4.	Syllabus is Need based?	Strongly Agree	Agree	Partly Agree	Disagree	
		76.59%	21.27%	2.12%	0.00	100%
5.	How do you read the syllabus in relation to the competences?	Excellent	Good	Average	Poor	
		74.46%	19.14%	6.38%	0.00	100%
6.	How do you find the size of syllabus in terms of load?	Vast	Manageable	Short	Too Short	
		48.93%	51.06%	0.00	0.00	100%
7.	Do you think there were enough practical hours/ tutorials per week?	Yes	No	Need More	Not Sure	
		63.82%	31.91%	4.25%	0.00	100%
8.	How do read sequence of the syllabus semester wise relevant to the course?	Excellent	Good	Average	Poor	
		78.72%	17.02%	4.25%	0.00	100%
9.	How is the syllabus comparable to that of other institute / university?	Superior	At Par	Inferior	Cannot say	
		76.59%	19.14%	4.25%	0.00	100%

Observations:

- 1) The objectives of the course are *Highly Clear* to 65.95% teachers, are *Clear* to 29.78% teachers & are *Partly Clear* to 4.25% teachers.
- 2) 76.59% teachers say syllabus is *Highly Suitable* & 23.40% says *Suitable* to the course.
- 3) 70.21% teachers say level of the course is *Too High*, 27.65% say *High* & 2.12% say *Low*.
- 4) 76.59% teachers *Strongly Agree* syllabus is need based, 21.27% *Agree* & 2.12% *Partly Agree*.
- 5) 74.46% teachers rated *Excellent* about the syllabus in relation to the competences, 19.14% rated *Good* & 6.38% teachers rated *Average*.
- 6) 48.93% teacher say syllabus is *Vast* & 51.06% say *Manageable*.
- 7) 63.82% teachers say *Yes* enough practical hours/tutorial peer week, 31.91% says *No* & 4.25% says *Need More*.
- 8) 78.72% teachers rated *Excellent* about the sequence of the syllabus semester wise relevant to the course, 17.02% rated *Good* & 4.25% rated *Average*.
- 9) 76.59% teachers say the syllabus comparable is *Superior* to other institute / university, 19.14% says *At par* & 4.25 say *Inferior*.


Coordinator, IQAC
CO-ORDINATOR
Internal Quality Assurance Cell (IQAC)
Smt. Radhadevi Goenka College
for Women, Akola

Alumni Feedback Analysis on curriculum for the academic year-2017-2018

Alumni feedback on curriculum is gathered from 215 Alumni of different batches a summary of their responses on curriculum aspects for the academic year 2017-2018 is presented.

Sr. No.	Alumni Feedback Questions	In Percentage				Total
		4 Points Scale Rating				
1.	How do you rate the current syllabus in relation to the needs of your profession/ industry?	Excellent	Very Good	Average	Poor	
		51.16%	41.86%	6.97%	0.00%	100%
2.	How do you find the size of syllabus in terms of load?	Vast	Manageable	Short	Too Short	
		48.37%	46.51%	5.11%	0.00	100%
3.	How was the syllabus suitable to the course?	Highly Suitable	Suitable	Partly Suitable	Not Suitable	
		54.88%	37.20%	7.90%	0.00	100%
4.	Level of the course was?	Too High	High	Low	Too low	
		58.13%	41.86%	0.00	0.00	100%
5.	Was the Syllabus need based?	Strongly Agree	Agree	Partly Agree	Disagree	
		62.79%	32.55%	4.65%	0.00	100%
6.	How do you read the syllabus in relation to the competences for job?	Excellent	Good	Average	Poor	
		56.74%	34.88%	8.37%	0.00	100%
7.	Do you think there were enough practical hours/ tutorials per week?	Yes	No	Need More	Not Sure	
		67.44%	27.90%	4.65%	0.00	100%
8.	Do you think the syllabus was suitable to acquire the overall knowledge of the subject?	Suitable	Partly Suitable	Need More	Not Sure	
		52.55%	34.88%	12.55	0.00	100%

Observations:

- 1) Current syllabus in relation to the needs of profession / industry 51.16% Alumnae rated *Excellent*; 41.86% *Very Good* & 6.97% rated *Average*.
- 2) 48.37% Alumnae say syllabus is *Vast*, 46.51% *Manageable* & 5.711% says *Short*.
- 3) 54.88% Alumnae say syllabus was *Highly Suitable*, 37.20% says *Suitable* & 7.90% says *Partly Suitable* to the course.
- 4) 58.13% Alumnae say level of the course was *Too high* & 41.86% say *High*.
- 5) 62.79% Alumnae *Strongly Agree*, 32.55% *Agree* & 4.65% *Partly Agree* syllabus was need based.
- 6) The syllabus in relation to the competences for job 56.74% Alumnae rated *Excellent*, 34.88% *Good* & 8.37% rated *Average*.
- 7) 67.44% Alumnae say *Yes*, 27.90% says *No* & 4.65% says *Need More*.
- 8) 52.55% Alumnae say *Suitable*, 34.88% *Partly Suitable* & 12.55% says *Need more*.


IQAC CO-ORDINATOR
Internal Quality Assurance Cell (IQAC)
Smt. Radhadevi Goenka College
for Women, Akola

Students' Feedback Analysis Report

2017-18

Arts Faculty

- English**
- Marathi**
- Hindi**
- Sanskrit**
- Economics**
- History**
- Political Science**
- Sociology**
- Philosophy**
- Home Economics**
- Music**

Smt. RDG College for Women, Akola

Students' Feedback					
Department of English					
1 - About Teacher					
Name of Teacher – Dr. S.A. Bang					
QN	A	B	C	D	Total
1	16	2	2	0	20
2	18	2	0	0	20
3	18	2	0	0	20
4	18	2	0	0	20
5	20	0	0	0	20
6	17	1	2	0	20
7	6	8	6	0	20
8	20	0	0	0	20
9	16	4	0	0	20
10	19	2	0	0	20
Total	167	23	10	-	200
Grade Analysis	83.5%	11.5%	5%	-	
Name of Teacher – Dr. R. S. Nitware					
QN	A	B	C	D	Total
1	14	6	0	0	20

2	12	4	4	0	20
3	14	6	0	0	20
4	18	2	0	0	20
5	18	2	0	0	20
6	16	2	2	0	20
7	5	8	7	0	20
8	20	0	0	0	20
9	16	4	0	0	20
10	16	4	0	0	20
Total	149	38	13	-	200
Grade Analysis	74.5%	19%	6.5%	-	

Name of Teacher – Dr. U. P. Patil

QN	A	B	C	D	Total
1	18	2	0	0	20
2	20	0	0	0	20
3	18	2	0	0	20
4	18	2	0	0	20
5	20	0	0	0	20
6	12	4	4	0	20
7	4	8	8	0	20
8	20	0	0	0	20

9	16	4	0	0	20
10	16	4	0	0	20
Total	162	26	12	-	200
Grade Analysis	81%	13%	6%	-	

Name of Teacher – Mr. L.G. Bhatti

QN	A	B	C	D	Total
1	20	0	0	0	20
2	20	0	0	0	20
3	16	4	0	0	20
4	18	2	0	0	20
5	20	0	0	0	20
6	16	2	2	0	20
7	4	8	8	0	20
8	20	0	0	0	20
9	16	4	0	0	20
10	16	4	0	0	20
Total	166	24	10	-	200
Grade Analysis	83%	12%	5%	-	

Name of Teacher – Mr. S. T. Vite

QN	A	B	C	D	Total
1	20	0	0	0	20

2	12	4	4	0	20
3	14	6	0	0	20
4	18	2	0	0	20
5	20	0	0	0	20
6	16	2	2	0	20
7	4	8	48	0	20
8	20	0	0	0	20
9	16	4	0	0	20
10	16	4	0	0	20
Total	156	30	14	-	200
Grade Analysis	78%	15%	7%	-	

2 –About Library, Curriculum & Infrastructure

QN	A	B	C	D	Total
11	0	16	4	0	20
12	0	20	0	0	20
13	0	2	18	0	20
14	2	14	4	0	20
15	0	14	6	0	20
16	2	14	4	0	20
17	20	0	0	0	20
18	0	14	6	0	20

19	4	14	2	0	20
20	14	6	0	0	20
21	4	14	2	0	20
22	2	6	12	0	20
23	0	20	0	0	20
24	0	20	0	0	20
25	0	4	16	0	20
Total	48	178	74	0	300
Grade Analysis	16	59.33%	24.67%	0	

Students' Feedback

Department of Marathi

1 - About Teacher

Name of Teacher – Dr. V. K. Khandekar

QN	A	B	C	D	Total
1	16	3	1	0	20
2	16	2	2	0	20
3	16	2	2	0	20
4	16	2	0	0	20
5	16	2	2	0	20
6	16	2	2	0	20
7	4	8	8	0	20
8	16	2	2	0	20
9	16	4	0	0	20
10	16	4	0	0	20
Total	148	31	19	-	200
	74%	15.5%	9.5%		

Name of Teacher – Dr. C. R. Rumale

QN	A	B	C	D	Total
1	18	1	1	0	20
2	16	2	2	0	20
3	16	2	2	0	20

4	16	2	2	0	20
5	16	2	2	0	20
6	16	2	2	0	20
7	4	8	8	0	20
8	16	2	2	0	20
9	16	4	0	0	20
10	16	4	0	0	20
Total	150	29	21	-	200
Grade Analysis	75%	14.5%	10.5%		

Name of Teacher – Dr. S. V. Kamble

QN	A	B	C	D	Total
1	16	3	1	0	20
2	16	2		0	20
3	16	2	2	0	20
4	16	4	0	0	20
5	16	2	2	0	20
6	16	2	2	0	20
7	4	8	8	0	20
8	16	2	2	0	20
9	16	4	0	0	20
10	16	4	0	0	20

Total	148	33	17	-	200
Grade Analysis	74%	16.5%	8,5%		
2 –About Library, Curriculum & Infrastructure					
QN	A	B	C	D	Total
11	2	14	4	0	20
12	0	20	0	0	20
13	0	2	18	0	20
14	2	14	4	0	20
15	0	14	6	0	20
16	2	14	4	0	20
17	16	4	0	0	20
18	0	14	6	0	20
19	4	14	2	0	20
20	14	6	0	0	20
21	4	14	2	0	20
22	2	6	12	0	20
23	0	0	20	0	20
24	0	20	0	0	20
25	0	4	16	0	20
Total	46	160	94	0	300
Grade Analysis	15.33%	53.33%	31.33%	0	

Students' Feedback

Department of Hindi

1 - About Teacher

Name of Teacher – Mr. B. S. Ingle

QN	A	B	C	D	Total
1	16	4	0	0	20
2	16	4	0	0	20
3	16	2	2	0	20
4	16	2	2	0	20
5	16	2	2	0	20
6	17	1	2	0	20
7	4	8	8	0	20
8	16	2	2	0	20
9	16	4	0	0	20
10	16	4	0	0	20
Total	149	33	18	-	200
Grade Analysis	74.5%	16.5%	9%	-	

Name of Teacher – Dr. N. S. Upadhyay

QN	A	B	C	D	Total
1	18	2	0	0	20
2	16	2	2	0	20

3	18	2	0	0	20
4	18	2	0	0	20
5	17	2	1	0	20
6	16	2	2	0	20
7	4	8	8	0	20
8	18	2	0	0	20
9	14	4	2	0	20
10	18	2	0	0	20
Total	157	28	15	-	200
Grade Analysis	78.5%	14%	7.5%	-	

2 –About Library, Curriculum & Infrastructure

QN	A	B	C	D	Total
11	2	14	4	0	20
12	0	20	0	0	20
13	0	2	18	0	20
14	2	14	4	0	20
15	0	14	6	0	20
16	2	14	4	0	20
17	16	4	0	0	20
18	0	14	6	0	20

19	4	14	2	0	20
20	14	6	0	0	20
21	2	14	4	0	20
22	2	6	12	0	20
23	0	0	20	0	20
24	0	20	0	0	20
25	0	4	16	0	20
Total	44	160	96	0	300
Grade Analysis	14.67%	53.33%	32%	0	

Students' Feedback

Department of Sanskrit

1 - About Teacher

Name of Teacher – Ms. P. S. Borkar

QN	A	B	C	D	Total
1	16	2	2	0	20
2	17	3	0	0	20
3	16	3	1	0	20
4	16	2	2	0	20
5	17	3	0	0	20
6	17	0	3	0	20
7	4	8	8	0	20
8	16	2	2	0	20
9	18	2	0	0	20
10	16	4	0	0	20
Total	153	29	18	-	200
Grade Analysis	76.5%	14.5%	9%	-	

2 –About Library, Curriculum & Infrastructure

QN	A	B	C	D	Total
11	2	14	4	0	20

12	0	20	0	0	20
13	0	2	18	0	20
14	2	14	4	0	20
15	0	14	6	0	20
16	2	14	4	0	20
17	16	4	0	0	20
18	0	14	6	0	20
19	4	14	2	0	20
20	14	6	0	0	20
21	2	14	4	0	20
22	2	6	12	0	20
23	0	0	20	0	20
24	0	20	0	0	20
25	0	4	16	0	20
Total	44	160	96	0	300
Grade Analysis	14.67%	53.33%	32%	0	

Students' Feedback

Department of Economics

1 - About Teacher

Name of Teacher – Dr. Y.P. Sing On Lein Leave

QN	A	B	C	D	Total
1					
2					
3					
4					
5					
6					
7					
8					
9					
10					
Total					
Grade Analysis					

2 –About Library, Curriculum & Infrastructure

QN	A	B	C	D	Total
11	2	14	4	0	20
12	0	20	0	0	20
13	0	2	18	0	20

14	2	14	4	0	20
15	0	14	6	0	20
16	2	14	4	0	20
17	16	4	0	0	20
18	0	14	6	0	20
19	4	14	2	0	20
20	14	6	0	0	20
21	2	14	4	0	20
22	2	6	12	0	20
23	0	0	20	0	20
24	0	20	0	0	20
25	0	4	16	0	20
Total	44	160	96	0	300
Grade Analysis	14.67%	53.33%	32%	0	

Students' Feedback

Department of History

1 - About Teacher

Name of Teacher – Dr. R. N. Mundre

QN	A	B	C	D	Total
1	18	2	0	0	20
2	18	2	0	0	20
3	18	2	0	0	20
4	17	2	1	0	20
5	18	2	0	0	20
6	16	0	4	0	20
7	4	8	8	0	20
8	18	2	0	0	20
9	18	2	0	0	20
10	16	4	0	0	20
Total	161	26	13	-	200
Grade Analysis	80.5%	13%	6.5%	-	

2 –About Library, Curriculum & Infrastructure

QN	A	B	C	D	Total
11	2	14	4	0	20

12	0	20	0	0	20
13	0	2	18	0	20
14	2	14	4	0	20
15	0	14	6	0	20
16	2	14	4	0	20
17	16	4	0	0	20
18	0	14	6	0	20
19	4	14	2	0	20
20	14	6	0	0	20
21	2	14	4	0	20
22	2	6	12	0	20
23	0	0	20	0	20
24	0	20	0	0	20
25	0	4	16	0	20
Total	44	160	96	0	300
Grade Analysis	14.67%	53.33%	32%	0	

Students' Feedback

Department of Political Science

1 - About Teacher

Name of Teacher – Dr. V. B. Khaire

QN	A	B	C	D	Total
1	18	1	1	0	20
2	18	0	2	0	20
3	18	2	0	0	20
4	18	2	0	0	20
5	18	1	1	0	20
6	16	2	2	0	20
7	4	8	8	0	20
8	16	2	2	0	20
9	18	2	0	0	20
10	16	4	0	0	20
Total	160	24	16	-	200
Grade Analysis	80%	12%	8%		

2 –About Library, Curriculum & Infrastructure

QN	A	B	C	D	Total
11	2	14	4	0	20

12	0	20	0	0	20
13	0	2	18	0	20
14	2	14	4	0	20
15	0	14	6	0	20
16	2	14	4	0	20
17	16	4	0	0	20
18	0	14	6	0	20
19	4	14	2	0	20
20	14	6	0	0	20
21	2	14	4	0	20
22	2	6	12	0	20
23	0	0	20	0	20
24	0	20	0	0	20
25	0	4	16	0	20
Total	44	160	96	0	300
Grade Analysis	14.67%	53.33%	32%	0	

Students' Feedback

Department of Sociology

1 - About Teacher

Name of Teacher – Mr. N. S. Manmothe

QN	A	B	C	D	Total
1	16	4	0	0	20
2	16	4	0	0	20
3	18	2	0	0	20
4	17	2	1	0	20
5	16	2	2	0	20
6	16	2	2	0	20
7	4	8	8	0	20
8	16	4	0	0	20
9	14	4	2	0	20
10	16	4	0	0	20
Total	149	36	15	-	200
Grade Analysis	74.5%	18%	7.5%	-	

2 –About Library, Curriculum & Infrastructure

QN	A	B	C	D	Total
11	2	14	4	0	20

12	0	20	0	0	20
13	0	2	18	0	20
14	2	14	4	0	20
15	0	14	6	0	20
16	2	14	4	0	20
17	16	4	0	0	20
18	0	14	6	0	20
19	4	14	2	0	20
20	14	6	0	0	20
21	2	14	4	0	20
22	2	6	12	0	20
23	0	0	20	0	20
24	0	20	0	0	20
25	0	4	16	0	20
Total	44	160	96	0	300
Grade Analysis	14.67%	53.33%	32%	0	

Students' Feedback

Department of Philosophy

1 - About Teacher

Name of Teacher – Mr. A. P. Shingade

QN	A	B	C	D	Total
1	16	3	1	0	20
2	18	2	0	0	20
3	18	2	0	0	20
4	18	2	0	0	20
5	18	1	1	0	20
6	18	1	1	0	20
7	4	8	8	0	20
8	16	2	2	0	20
9	18	2	0	0	20
10	18	2	0	0	20
Total	162	25	13	-	200
Grade Analysis	81%	12.5%	6,5%		

2 –About Library, Curriculum & Infrastructure

QN	A	B	C	D	Total
11	2	14	4	0	20

12	0	20	0	0	20
13	0	2	18	0	20
14	2	14	4	0	20
15	0	14	6	0	20
16	2	14	4	0	20
17	16	4	0	0	20
18	0	14	6	0	20
19	4	14	2	0	20
20	14	6	0	0	20
21	2	14	4	0	20
22	2	6	12	0	20
23	0	0	20	0	20
24	0	20	0	0	20
25	0	4	16	0	20
Total	44	160	96	0	300
Grade Analysis	14.67%	53.33%	32%	0	

Students' Feedback

Department of Home Economics

1 - About Teacher

Name of Teacher – Mrs. K. M. Muley

QN	A	B	C	D	Total
1	16	3	1	0	20
2	16	4	0	0	20
3	16	2	2	0	20
4	18	2	0	0	20
5	17	2	1	0	20
6	16	2	2	0	20
7	4	8	8	0	20
8	18	2	0	0	20
9	16	4	0	0	20
10	16	4	0	0	20
Total	153	33	14	-	200
Grade Analysis	76.5%	16.5%	7%	-	

Name of Teacher – Dr. U. R. Bajpai

QN	A	B	C	D	Total
1	16	2	2	0	20
2	18	2	0	0	20

3	18	2	0	0	20
4	18	2	0	0	20
5	16	2	2	0	20
6	16	2	2	0	20
7	4	8	8	0	20
8	18	1	1	0	20
9	17	3	0	0	20
10	16	4	0	0	20
Total	157	28	15	-	200
Grade Analysis	78.5%	14%	7.5%	-	

Name of Teacher – Dr. R. R. Sawjiyani

QN	A	B	C	D	Total
1	18	2	0	0	20
2	18	2	0	0	20
3	17	2	1	0	20
4	18	2	0	0	20
5	16	2	2	0	20
6	16	2	2	0	20
7	4	8	8	0	20
8	16	4	0	0	20
9	16	4	0	0	20

10	18	2	0	0	20
Total	157	30	13	-	200
Grade Analysis	78.5%	15%	6.5%	-	
Name of Teacher – Dr. V. D. Dhruv					
QN	A	B	C	D	Total
1	15	3	2	0	20
2	16	2	2	0	20
3	15	3	2	0	20
4	18	2	0	0	20
5	16	3	1	0	20
6	16	2	2	0	20
7	4	8	8	0	20
8	16	3	1	0	20
9	16	4	0	0	20
10	16	4	0	0	20
Total	148	34	18	-	200
Grade Analysis	74%	17%	9%	-	

2 –About Library, Curriculum & Infrastructure

QN	A	B	C	D	Total
11	2	14	4	0	20

12	0	20	0	0	20
13	0	2	18	0	20
14	2	14	4	0	20
15	0	14	6	0	20
16	2	14	4	0	20
17	16	4	0	0	20
18	0	14	6	0	20
19	4	14	2	0	20
20	14	6	0	0	20
21	4	14	2	0	20
22	2	6	12	0	20
23	0	0	20	0	20
24	0	20	0	0	20
25	0	4	16	0	20
Total	46	160	94	0	300
Grade Analysis	15.33%	53.33%	31.33%	0	

Students' Feedback

Department of Music

1 - About Teacher

Name of Teacher – Dr. A. M. Ambhore

	A	B	C	D	Total
1	09	0	1	0	10
2	09	1	0	0	10
3	09	0	1	0	10
4	09	0	1	0	10
5	09	1	0	0	10
6	09	0	1	0	10
7	02	4	4	0	10
8	09	1	0	0	10
9	09	1	0	0	10
10	09	1	0	0	10
Total	83	9	8	-	100
Grade Analysis	83%	9%	8%	-	

Name of Teacher –Mr. V.B Gadre

QN	A	B	C	D	Total
1	07	2	1	0	10
2	07	3	0	0	10

3	08	1	1	0	10
4	08	1	1	0	10
5	08	2	0	0	10
6	08	1	1	0	10
7	02	4	4	0	10
8	08	1	1	0	10
9	08	2	0	0	10
10	08	2	0	0	10
Total	72	19	9	-	
Grade Analysis	72%	19%	9%	-	

Name of Teacher –Dr. N. L. Gondane

QN	A	B	C	D	Total
1	8	1	1	0	10
2	8	1	1	0	10
3	8	1	1	0	10
4	8	1	1	0	10
5	8	0	2	0	10
6	6	2	2	0	10
7	2	4	4	0	10
8	8	2	0	0	10
9	7	2	1	0	10

10	7	2	1	0	10
Total	70	16	14	-	100
Grade Analysis	70%	16%	14%	-	

Name of Teacher – Dr. D. V. Pande

QN	A	B	C	D	Total
1	9	1	0	0	10
2	9	1	0	0	10
3	8	1	1	0	10
4	9	0	1	0	10
5	8	2	0	0	10
6	7	2	1	0	10
7	2	4	4	0	10
8	8	1	1	0	10
9	8	2	0	0	10
10	7	2	1	0	10
Total	75	16	9	-	
Grade Analysis	75%	17%	9%	-	

Name of Teacher – Dr. P. R. Supalkar

QN	A	B	C	D	Total
1	9	1	0	0	10
2	9	1	0	0	10

3	8	1	1	0	10
4	8	1	1	0	10
5	8	2	0	0	10
6	7	2	1	0	10
7	2	4	4	0	10
8	8	1	1	0	10
9	8	2	0	0	10
10	7	2	1	0	10
Total	74	17	9	-	
Grade Analysis	74%	17%	9%	-	

Name of Teacher –Mr. V. S. Chapke

QN	A	B	C	D	Total
1	07	2	1	0	10
2	07	3	0	0	10
3	08	1	1	0	10
4	08	1	1	0	10
5	08	2	0	0	10
6	08	1	1	0	10
7	02	4	4	0	10
8	08	1	1	0	10
9	08	2	0	0	10

10	08	2	0	0	10
Total	72	19	9	-	
Grade Analysis	72%	19%	9%	-	

Name of Teacher – Mr. A. P. Nimbalkar

QN	A	B	C	D	Total
1	10	0	0	0	10
2	9	1	0	0	10
3	7	3	0	0	10
4	9	1	0	0	10
5	9	1	0	0	10
6	8	1	1	0	10
7	2	4	4	0	10
8	10	0	0	0	10
9	8	2	0	0	10
10	8	2	0	0	10
Total	80	15	5	-	100
Grade Analysis	80%	15%	5%	-	

Name of Teacher – Mr. S. B. Sagane

QN	A	B	C	D	Total
1	10	0	0	0	10
2	9	1	0	0	10

3	7	3	0	0	10
4	9	1	0	0	10
5	9	1	0	0	10
6	8	1	1	0	10
7	2	4	4	0	10
8	9	1	0	0	10
9	8	2	0	0	10
10	8	2	0	0	10
Total	79	16	5	-	100
Grade Analysis	79%	16%	5%	-	

Name of Teacher – Mr. V. R. Alshi

QN	A	B	C	D	Total
1	10	0	0	0	10
2	10	0	0	0	10
3	7	3	0	0	10
4	9	1	0	0	10
5	10	0	0	0	10
6	8	1	1	0	10
7	2	4	4	0	10
8	10	0	0	0	10
9	8	2	0	0	10

10	8	2	0	0	10
Total	82	13	5	-	100
Grade Analysis	82%	13%	5%	-	

Name of Teacher – Mr S. S. Bandgar

QN	A	B	C	D	Total
1	07	2	1	0	10
2	07	3	0	0	10
3	08	1	1	0	10
4	08	1	1	0	10
5	08	2	0	0	10
6	08	1	1	0	10
7	02	4	4	0	10
8	08	1	1	0	10
9	08	2	0	0	10
10	08	2	0	0	10
Total	72	19	9	-	
Grade Analysis	72%	19%	9%	-	

2 –About Library, Curriculum & Infrastructure

QN	A	B	C	D	Total
11	0	7	3	0	10
12	0	10	0	0	10

13	0	1	9	0	10
14	1	7	2	0	10
15	0	7	3	0	10
16	1	7	2	0	10
17	10	0	0	0	10
18	0	7	3	0	10
19	2	7	1	0	10
20	8	2	0	0	10
21	2	7	1	0	10
22	1	3	6	0	10
23	0	0	10	0	10
24	0	10	0	0	10
25	0	2	8	0	10
Total	25	77	48	0	150
Grade Analysis	16.67	51.33	32	0	

Students' Feedback Analysis Report
2017-18

Commerce Faculty

Students' Feedback

Department of Commerce

1 - About Teacher

Name of Teacher – Dr. D. N. Vyas, Principal

QN	A	B	C	D	Total
1	16	2	2	0	20
2	16	2	2	0	20
3	18	2	0	0	20
4	18	2	0	0	20
5	18	2	0	0	20
6	18	0	2	0	20
7	6	8	6	0	20
8	18	1	1	0	20
9	16	4	0	0	20
10	18	2	0	0	20
Total	162	25	13	-	200
Grade Analysis	81%	12.5%	6.5%	-	

Name of Teacher – Mr. R. G. Pawar

QN	A	B	C	D	Total
1	16	2	2	0	20
2	12	6	2	0	20
3	18	2	0	0	20

4	18	2	0	0	20
5	18	2	0	0	20
6	14	4	2	0	20
7	6	8	6	0	20
8	18	1	1	0	20
9	16	4	0	0	20
10	18	2	0	0	20
Total	154	33	13	-	200
Grade Analysis	77%	16.5%	6.5%	-	

Name of Teacher – Dr A.B. Pande

QN	A	B	C	D	Total
1	20	0	0	0	20
2	18	2	0	0	20
3	16	2	2	0	20
4	18	2	0	0	20
5	18	2	0	0	20
6	16	2	2	0	20
7	4	8	8	0	20
8	17	2	1	0	20
9	16	4	0	0	20
10	16	4	0	0	20

Total	159	28	13	-	200
Grade Analysis	79.5%	14%	6.5%	-	

Name of Teacher – Mrs. H. S. Wadhone

QN	A	B	C	D	Total
1	16	2	2	0	20
2	18	2	0	0	20
3	18	2	0	0	20
4	18	2	0	0	20
5	18	2	0	0	20
6	12	4	4	0	20
7	6	6	8	0	20
8	16	4	0	0	20
9	16	4	0	0	20
10	14	6	0	0	20
Total	152	34	14	-	200
Grade Analysis	76%	17%	7%	-	

Name of Teacher – Dr. V. B. Chavhan

QN	A	B	C	D	Total
1	16	2	2	0	20
2	16	4	0	0	20
3	16	4	0	0	20

4	18	2	0	0	20
5	18	2	0	0	20
6	16	2	2	0	20
7	4	8	8	0	20
8	18	2	0	0	20
9	16	4	0	0	20
10	16	4	0	0	20
Total	154	34	12	-	200
Grade Analysis	77%	17%	6%	-	

Name of Teacher – Dr. A. G. Sharma

QN	A	B	C	D	Total
1	16	4	0	0	20
2	18	2	0	0	20
3	16	4	0	0	20
4	18	2	0	0	20
5	18	2	0	0	20
6	16	2	2	0	20
7	4	8	8	0	20
8	16	2	2	0	20
9	16	4	0	0	20
10	16	4	0	0	20

Total	154	34	12	-	200
Grade Analysis	77%	17%	6%	-	
2 –About Library, Curriculum & Infrastructure					
Question No.	A	B	C	D	Total
11	0	16	4	0	20
12	0	20	0	0	20
13	0	2	18	0	20
14	2	14	4	0	20
15	0	14	6	0	20
16	2	14	4	0	20
17	20	0	0	0	20
18	0	14	6	0	20
19	4	14	2	0	20
20	14	6	0	0	20
21	4	14	2	0	20
22	2	6	12	0	20
23	0	0	20	0	20
24	0	20	0	0	20
25	0	4	16	0	20
Total	48	158	94	0	300
Grade Analysis	16%	52.67%	31.33%	0	

Students' Feedback Analysis Report
2017-18

Home Science Faculty

Students' Feedback

Department of Home Science

1 - About Teacher

Name of Teacher – Dr. A. A. Rajwade

QN	A	B	C	D	Total
1	20	0	0	0	20
2	20	0	0	0	20
3	18	2	0	0	20
4	18	2	0	0	20
5	18	2	0	0	20
6	16	2	2	0	20
7	4	9	7	0	20
8	18	2	0	0	20
9	16	4	0	0	20
10	16	4	0	0	20
Total	164	27	9	-	200
Grade Analysis	82%	13.5%	4.5%	-	

Name of Teacher – Mrs. P. K. Ingle

QN	A	B	C	D	Total
1	16	3	1	0	20
2	16	4	0	0	20
3	14	6	0	0	20

4	16	2	2	0	20
5	15	4	1	0	20
6	16	2	2	0	20
7	4	8	8	0	20
8	16	2	2	0	20
9	16	4	0	0	20
10	16	4	0	0	20
Total	145	39	16	-	200
Grade Analysis	72.5%	19.5%	8%	-	

Name of Teacher – Mrs. N. A. Kulkarni

QN	A	B	C	D	Total
1	16	3	1	0	20
2	16	4	0	0	20
3	14	6	0	0	20
4	16	2	2	0	20
5	15	4	1	0	20
6	16	2	2	0	20
7	4	8	8	0	20
8	16	2	2	0	20
9	16	4	0	0	20
10	16	4	0	0	20

Total	145	39	16	-	200
Grade Analysis	72.5%	19.5%	8%	-	
Name of Teacher – Dr. K. R. Dhore					
QN	A	B	C	D	Total
1	16	3	1	0	20
2	18	2	0	0	20
3	14	6	0	0	20
4	18	1	1	0	20
5	15	4	1	0	20
6	16	2	2	0	20
7	4	8	8	0	20
8	16	2	2	0	20
9	16	4	0	0	20
10	16	4	0	0	20
Total	149	36	15	-	200
Grade Analysis	74.5%	18%	7.5%	-	
Name of Teacher – Mrs. K. S. Jain					
QN	A	B	C	D	Total
1	16	3	1	0	20
2	18	2	0	0	20
3	14	6	0	0	20

4	18	1	1	0	20
5	15	4	1	0	20
6	16	2	2	0	20
7	4	8	8	0	20
8	16	2	2	0	20
9	16	4	0	0	20
10	16	4	0	0	20
Total	149	36	15	-	200
Grade Analysis	74.5%	18%	7.5%	-	

Name of Teacher –Mrs. M. V. Kalne

QN	A	B	C	D	Total
1	18	2	0	0	20
2	18	1	1	0	20
3	14	6	0	0	20
4	16	2	2	0	20
5	16	4	0	0	20
6	16	2	2	0	20
7	4	8	8	0	20
8	16	2	2	0	20
9	16	4	0	0	20
10	16	4	0	0	20

Total	150	35	15	-	200
Grade Analysis	75%	17.5%	7.5%	-	
Name of Teacher - Mr. S. W. Wadhone					
QN	A	B	C	D	Total
1	18	2	0	0	20
2	18	1	1	0	20
3	14	6	0	0	20
4	16	2	2	0	20
5	16	4	0	0	20
6	16	2	2	0	20
7	4	8	8	0	20
8	16	2	2	0	20
9	15	4	1	0	20
10	16	4	0	0	20
Total	149	35	16	-	200
Grade Analysis	74.5%	17.5%	8%	-	

Name of Teacher – Mr. S. M. Gadiya

QN	A	B	C	D	Total
1	16	3	1	0	20
2	16	4	0	0	20
3	14	6	0	0	20

4	16	2	2	0	20
5	15	4	1	0	20
6	16	2	2	0	20
7	4	8	8	0	20
8	16	2	2	0	20
9	16	4	0	0	20
10	16	4	0	0	20
Total	145	39	16	-	200
Grade Analysis	72.5%	19.5%	8%	-	

Name of Teacher – Ms. S. T. Kame

QN	A	B	C	D	Total
1	20	0	0	0	20
2	18	2	0	0	20
3	14	6	0	0	20
4	18	1	1	0	20
5	15	4	1	0	20
6	18	2	0	0	20
7	4	8	8	0	20
8	16	2	2	0	20
9	16	4	0	0	20
10	16	4	0	0	20

Total	155	33	12	-	200
Grade Analysis	77.5%	16.5%	6%	-	
2 –About Library, Curriculum & Infrastructure					
QN	A	B	C	D	Total
11	0	16	4	0	20
12	0	20	0	0	20
13	0	2	18	0	20
14	2	14	4	0	20
15	0	14	6	0	20
16	2	14	4	0	20
17	20	0	0	0	20
18	0	14	6	0	20
19	4	14	2	0	20
20	16	4	0	0	20
21	4	14	2	0	20
22	2	6	12	0	20
23	0	0	20	0	20
24	0	20	0	0	20
25	0	4	16	0	20
Total	50	156	94	0	300
Grade Analysis	16.66%	52%	31.33%		

Stakeholders Filled Feedback Forms

Bhartiya Seva Sadan Akola's
Smt. Radhadevi Goenka College For Women, Akola

Student's Feedback

Year: 2017-2018

A - Feedback for Teachers by the Students

The objective of this form is to collect constructive feedback for improving facilities and services of the college. Your response will assist the college in its endeavour to strengthen the overall development of students.

Subject Name: Music

Teacher's Name: Resp. Wambalkar Sir

1. Does the teacher engage his/her Lectures regularly?
 Always Mostly Sometimes Never
2. Does the teacher come on time for the lecture?
 Always Mostly Sometimes Never
3. How well did the teacher prepare for the classes?
 Thoroughly Satisfactorily Poorly Indifferently
4. How do you find the communication skills of the teacher?
 Excellent Very Good Good Average
5. Does the teacher complete the syllabus in time?
 Always Mostly Sometimes Never
6. Does the teacher support you to solve your academic and other problems?
 Always Mostly Sometimes Never
7. Does the teacher use ICT Tools (such as LCD projector, multimedia etc) for teaching?
 Always Mostly Sometimes Never
8. Is the teacher fair and transparent in internal assessment?
 Always Mostly Sometimes Never
9. Does the teacher inform you about your expected competencies, course outcome and program outcomes?
 Regularly Usually Occasionally Rarely
10. The teacher encourages you to participate in extra-curricular activities?
 Strongly agree Agree Neutral Disagree

B - Feedback for Library by the Students

11. The number of books available for issue?
 More than Sufficient Sufficient Just Sufficient In-adequate

12. The number of magazine, Journals & newspaper available for reading?

More than Sufficient Sufficient Just Sufficient In-adequate

13. The availability of previous examination paper's

More than Sufficient Sufficient Just Sufficient In-adequate

14. Are the timing for the access to suitable?

Highly suitable Suitable Moderately Suitable Not suitable

Feedback for Curriculum by the Students

15. How do you find your syllabus (Course Content)?

Excellent Very Good Average Poor

16. Do you think you can build a good career with the help of this your syllabus?

Surely May be Somewhat Not at all

17. Do you think you have enough practical hours / tutorials per week?

Yes No Need more Not sure

Feedback for Infrastructure by the Students

18. How do you rate your classrooms and Laboratories ?

Excellent Very Good Average Poor

19. How do you rate the drinking water and canteen facility on the campus?

Excellent Very Good Average Poor

20. How do you rate the toilets?

Excellent Very Good Average Poor

21. How is the cleanliness and maintenance of the college campus?

Excellent Very Good Average Poor

22. How do you rate the computer and internet facility in the college?

Excellent Very Good Average Poor

23. How do you rate the Xerox facility available in the college?

Excellent Very Good Average Poor

24. How do you rate the college website?

Excellent Very Good Average Poor

25. How do you rate the sports facility available in the college?

Excellent Very Good Average Poor

Suggestions for further improvements: -

Bhartiya Seva Sadan Akola's
Smt. Radhadevi Goenka College For Women, Akola

Student's Feedback

Year: 2017-18

A - Feedback for Teachers by the Students

The objective of this form is to collect constructive feedback for improving facilities and services of the college. Your response will assist the college in its endeavour to strengthen the overall development of students.

Subject Name: CFS

Teacher's Name: Prof. Jharshada Wadhone

1. Does the teacher engage his/her Lectures regularly?

Always Mostly Sometimes Never

2. Does the teacher come on time for the lecture?

Always Mostly Sometimes Never

3. How well did the teacher prepare for the classes?

Thoroughly Satisfactorily Poorly Indifferently

4. How do you find the communication skills of the teacher?

Excellent Very Good Good Average

5. Does the teacher complete the syllabus in time?

Always Mostly Sometimes Never

6. Does the teacher support you to solve your academic and other problems?

Always Mostly Sometimes Never

7. Does the teacher use ICT Tools (such as LCD projector, multimedia etc) for teaching?

Always Mostly Sometimes Never

8. Is the teacher fair and transparent in internal assessment?

Always Mostly Sometimes Never

9. Does the teacher inform you about your expected competencies, course outcome and program outcomes?

Regularly Usually Occasionally Rarely

10. The teacher encourages you to participate in extra-curricular activities?

Strongly agree Agree Neutral Disagree

B - Feedback for Library by the Students

11. The number of books available for issue?

More than Sufficient Sufficient Just Sufficient In-adequate

12. The number of magazine, Journals & newspaper available for reading?

More than Sufficient Sufficient Just Sufficient In-adequate

13. The availability of previous examination paper's

More than Sufficient Sufficient Just Sufficient In-adequate

14. Are the timing for the access to suitable?

Highly suitable Suitable Moderately Suitable Not suitable

Feedback for Curriculum by the Students

15. How do you find your syllabus (Course Content)?

Excellent Very Good Average Poor

16. Do you think you can build a good career with the help of this your syllabus?

Surely May be Somewhat Not at all

17. Do you think you have enough practical hours / tutorials per week?

Yes No Need more Not sure

Feedback for Infrastructure by the Students

18. How do you rate your classrooms and Laboratories ?

Excellent Very Good Average Poor

19. How do you rate the drinking water and canteen facility on the campus?

Excellent Very Good Average Poor

20. How do you rate the toilets?

Excellent Very Good Average Poor

21. How is the cleanliness and maintenance of the college campus?

Excellent Very Good Average Poor

22. How do you rate the computer and internet facility in the college?

Excellent Very Good Average Poor

23. How do you rate the Xerox facility available in the college?

Excellent Very Good Average Poor

24. How do you rate the college website?

Excellent Very Good Average Poor

25. How do you rate the sports facility available in the college?

Excellent Very Good Average Poor

Suggestions for further improvements: -

Bhartiya Seva Sadan Akola's
Smt. Radhadevi Goenka College For Women, Akola

Student's Feedback

Year: 2017-2018

A - Feedback for Teachers by the Students

The objective of this form is to collect constructive feedback for improving facilities and services of the college. Your response will assist the college in its endeavour to strengthen the overall development of students.

Subject Name: Human Development

Teacher's Name: Sonal Kame

1. Does the teacher engage his/her Lectures regularly?

Always Mostly Sometimes Never

2. Does the teacher come on time for the lecture?

Always Mostly Sometimes Never

3. How well did the teacher prepare for the classes?

Thoroughly Satisfactorily Poorly Indifferently

4. How do you find the communication skills of the teacher?

Excellent Very Good Good Average

5. Does the teacher complete the syllabus in time?

Always Mostly Sometimes Never

6. Does the teacher support you to solve your academic and other problems?

Always Mostly Sometimes Never

7. Does the teacher use ICT Tools (such as LCD projector, multimedia etc) for teaching?

Always Mostly Sometimes Never

8. Is the teacher fair and transparent in internal assessment?

Always Mostly Sometimes Never

9. Does the teacher inform you about your expected competencies, course outcome and program outcomes?

Regularly Usually Occasionally Rarely

10. The teacher encourages you to participate in extra-curricular activities?

Strongly agree Agree Neutral Disagree

B - Feedback for Library by the Students

11. The number of books available for issue?

More than Sufficient Sufficient Just Sufficient In-adequate

12. The number of magazine, Journals & newspaper available for reading?

More than Sufficient Sufficient Just Sufficient In-adequate

13. The availability of previous examination paper's

More than Sufficient Sufficient Just Sufficient In-adequate

14. Are the timing for the access to suitable?

Highly suitable Suitable Moderately Suitable Not suitable

Feedback for Curriculum by the Students

15. How do you find your syllabus (Course Content)?

Excellent Very Good Average Poor

16. Do you think you can build a good career with the help of this your syllabus?

Surely May be Somewhat Not at all

17. Do you think you have enough practical hours / tutorials per week?

Yes No Need more Not sure

Feedback for Infrastructure by the Students

18. How do you rate your classrooms and Laboratories ?

Excellent Very Good Average Poor

19. How do you rate the drinking water and canteen facility on the campus?

Excellent Very Good Average Poor

20. How do you rate the toilets?

Excellent Very Good Average Poor

21. How is the cleanliness and maintenance of the college campus?

Excellent Very Good Average Poor

22. How do you rate the computer and internet facility in the college?

Excellent Very Good Average Poor

23. How do you rate the Xerox facility available in the college?

Excellent Very Good Average Poor

24. How do you rate the college website?

Excellent Very Good Average Poor

25. How do you rate the sports facility available in the college?

Excellent Very Good Average Poor

Suggestions for further improvements: -

Bhartiya Seva Sadan Akola's
Smt. Radhadevi Goenka College For Women, Akola

Teacher's Feedback

Year : 2017-2018

Feedback for Curriculum by the Teacher

Name of the Teacher: Dr. N. S. Upadhyay
Course Name: B.A, B. Com
Name of the Subject: Hindi, HLT

1. Were objective of course clear to you?

Highly Clear Clear Partly Clear Not Clear

2. How is the syllabus suitable to the course?

Highly Suitable Suitable Partly Suitable Not Suitable

3. Level of the course is?

To high high low to low

4. Syllabus is Need based?

Strongly Agree agree Partly Agree disagree

5. How do you read the syllabus in relation to the competences?

Excellent Very Good Average Poor

6. How do you find the size of syllabus in terms of load?

Vast Manageable Short To short

7. Do you think there are enough practical hours/ tutorials per week?

Yes No Need More Not Sure

8. How do read sequence of the syllabus semester wise relevant to the course?

Excellent Very Good Average Poor

9. How is the syllabus comparable to that of other institute /university?

Superior At Par inferior cannot say

Suggestions for further improvements:

Dr. N. S. Upadhyay
Signature

Bhartiya Seva Sadan Akola's
Smt. Radhadevi Goenka College For Women, Akola

Teacher's Feedback

Year : 2017-18

Feedback for Curriculum by the Teacher

Name of the Teacher: Dr. Tijay R. Alshi
Course Name: B.A. I year
Name of the Subject: Indian Music (Vocal)

1. Were objective of course clear to you?

Highly Clear Clear Partly Clear Not Clear

2. How is the syllabus suitable to the course?

Highly Suitable Suitable Partly Suitable Not Suitable

3. Level of the course is?

To high high low to low

4. Syllabus is Need based?

Strongly Agree agree Partly Agree disagree

5. How do you read the syllabus in relation to the competences?

Excellent Very Good Average Poor

6. How do you find the size of syllabus in terms of load?

Vast Manageable Short To short

7. Do you think there are enough practical hours/ tutorials per week?

Yes No Need More Not Sure


8. How do read sequence of the syllabus semester wise relevant to the course?

Excellent Very Good Average Poor

9. How is the syllabus comparable to that of other institute /university?

Superior At Par inferior cannot say

Suggestions for further improvements:

 Signature

Bhartiya Seva Sadan Akola's
Smt. Radhadevi Goenka College For Women, Akola

Teacher's Feedback

Year : 2017-18

Feedback for Curriculum by the Teacher

Name of the Teacher: Dr. Vinod Khairi
Course Name: B.A.
Name of the Subject: Pol. Sci.

1. Were objective of course clear to you?

Highly Clear Clear Partly Clear Not Clear

2. How is the syllabus suitable to the course?

Highly Suitable Suitable Partly Suitable Not Suitable

3. Level of the course is?

To high high low to low

4. Syllabus is Need based?

Strongly Agree agree Partly Agree disagree

5. How do you read the syllabus in relation to the competences?

Excellent Very Good Average Poor

6. How do you find the size of syllabus in terms of load?

Vast Manageable Short To short

7. Do you think there are enough practical hours/ tutorials per week?

Yes No Need More Not Sure


8. How do read sequence of the syllabus semester wise relevant to the course?

Excellent Very Good Average Poor

9. How is the syllabus comparable to that of other institute /university?

Superior At Par inferior cannot say

Suggestions for further improvements:


Signature

Bhartiya Seva Sadan Akola's
Smt. Radhadevi Goenka College For Women, Akola

Alumni Feedback

Year : 2017-18

Feedback for Curriculum by the Alumni

The objective of this form is to collect constructive feedback for improving facilities and services of the college. Your response will assist the college in its endeavour to strengthen the overall development of students.

Full Name: Isha N. Pradhan
Program Name & Year of Completion: B.A. - 2020
Occupation: Education
Email: ishapradhan70@gmail.com
Contact No.: 9922718827

1. How do you rate the current syllabus in relation to the needs of your profession/ industry?

Excellent Very Good Average Poor

2. How do you find the size of syllabus in terms of load?

Vast Manageable Short To short

3. How was the syllabus suitable to the course?

Highly Suitable Suitable Partly Suitable Not Suitable

4. Level of the course was?

To high high low To low

5. Was the Syllabus need based?

Strongly Agree Agree Partly Agree disagree

6. How do you read the syllabus in relation to the competences for job?

Excellent Good average Poor

7. Do you think there were enough practical hours/ tutorials per week?

Yes No Need More Not Sure

8. Do you think the syllabus was suitable to acquire the overall knowledge of the subject?

Suitable Partly Suitable Need More Not Sure

Suggestions for further improvements: _____

Bhartiya Seva Sadan Akola's
Smt. Radhadevi Goenka College For Women, Akola

Alumni Feedback

Year : 2017-18

Feedback for Curriculum by the Alumni

The objective of this form is to collect constructive feedback for improving facilities and services of the college. Your response will assist the college in its endeavour to strengthen the overall development of students.

Full Name: Ka. Ashwini Dnyaneshwar mangate
Program Name & Year of Completion: B.Com. / 2017
Occupation: —
Email: —
Contact No.: 9766575480

1. How do you rate the current syllabus in relation to the needs of your profession/ industry?

Excellent Very Good Average Poor

2. How do you find the size of syllabus in terms of load?

Vast Manageable Short To short

3. How was the syllabus suitable to the course?

Highly Suitable Suitable Partly Suitable Not Suitable

4. Level of the course was?

To high high low To low

5. Was the Syllabus need based?

Strongly Agree Agree Partly Agree disagree

6. How do you read the syllabus in relation to the competences for job?

Excellent Good average Poor

7. Do you think there were enough practical hours/ tutorials per week?

Yes No Need More Not Sure

8. Do you think the syllabus was suitable to acquire the overall knowledge of the subject?

Suitable Partly Suitable Need More Not Sure

Suggestions for further improvements: _____

Bhartiya Seva Sadan Akola's
Smt. Radhadevi Goenka College For Women, Akola

Alumni Feedback

Year : 2017-18

Feedback for Curriculum by the Alumni

The objective of this form is to collect constructive feedback for improving facilities and services of the college. Your response will assist the college in its endeavour to strengthen the overall development of students.

Full Name: Tahsin Sadaf Sadique Ali
Program Name & Year of Completion: B.Sc (Home Sci) 2020
Occupation: _____
Email: _____
Contact No.: 9822715817

1. How do you rate the current syllabus in relation to the needs of your profession/ industry?

Excellent Very Good Average Poor

2. How do you find the size of syllabus in terms of load?

Vast Manageable Short To short

3. How was the syllabus suitable to the course?

Highly Suitable Suitable Partly Suitable Not Suitable

4. Level of the course was?

To high high low To low

5. Was the Syllabus need based?

Strongly Agree Agree Partly Agree disagree

6. How do you read the syllabus in relation to the competences for job?

Excellent Good average Poor

7. Do you think there were enough practical hours/ tutorials per week?

Yes No Need More Not Sure

8. Do you think the syllabus was suitable to acquire the overall knowledge of the subject?

Suitable Partly Suitable Need More Not Sure

Suggestions for further improvements: The each and every thing is good & and the facilities college provided is really helpful in the development of students.



PRINCIPAL
Smt. Radhadevi Goenka College
For Women, AKOLA.