



**Smt. Radhadevi Goenka College for Women, Akola**

Near Nehru Park, Murtizapur Road, AKOLA - 444 001 (M.S.)

Phone: - (0724) 2450905, 2458748, Fax: - (0724) 2450905

E-mail: - [info@rdgakola.ac.in](mailto:info@rdgakola.ac.in) Website: - [www.rdgakola.ac.in](http://www.rdgakola.ac.in)

# **FEEDBACK ANALYSIS REPORT**

**Academic Year - 2020-21**

**On**

**Stakeholders Feedback Analysis Report  
on Teacher and Curriculum**

**- Submitted by -**

**Feedback Committee**

Smt. Radhadevi Goenka College for Women, Akola

# CONTENTS

<b>Sr. No.</b>	<b>Title</b>	<b>Page No.</b>
<b>1.</b>	<b>Feedback Committee</b>	<b>1</b>
<b>2.</b>	<b>Blank feedback forms for different Stakeholders</b>	<b>2 to 5</b>
<b>3.</b>	<b>Feedback action taken &amp; analysis report 2019-20</b>	<b>6 to 7</b>
<b>4.</b>	<b>Overall analysis of Stakeholders feedback on Curriculum by Students</b>	<b>8 to 9</b>
<b>5.</b>	<b>Overall analysis of Stakeholders feedback on Curriculum by Teachers</b>	<b>10 to 11</b>
<b>6.</b>	<b>Overall analysis of Stakeholders feedback on Curriculum by Alumni</b>	<b>12 to 13</b>
<b>7.</b>	<b>Overall analysis of Stakeholders feedback on Teachers, Library, Curriculum &amp; Infrastructure by Students</b>	<b>14 to 59</b>
<b>8.</b>	<b>Stakeholder's feedback filled forms (Each three)</b> <b>i) Students (Online)</b> <b>ii) Teachers (Offline)</b> <b>iii) Alumni (Online)</b>	<b>60 to 65</b>

## Feedback Committee 2020-21

Sr. No.	Name	Particulars
1.	Dr. Anjali Rajwade	Coordinator
2.	Dr. Ujwala Bajpai	Coordinator
3.	Mrs. Harshada Wadhone	Coordinator
4.	Dr. C. R. Rumale	Member
5.	Mr. A. P. Nimbalkar	Member



  
**PRINCIPAL**  
Smt. Radhadevi Goenka College  
For Women, AKOLA.

## BLANK FEEDBACK FORMS FOR DIFFERENT STAKEHOLDERS

Bhartiya Seva Sadan Akola's  
**Smt. Radhadevi Goenka College For Women, Akola**

### Student's Feedback

Year: \_\_\_\_\_

#### *A - Feedback for Teachers by the Students*

The objective of this form is to collect constructive feedback for improving facilities and services of the college. Your response will assist the college in its endeavour to strengthen the overall development of students.

**Subject Name:** \_\_\_\_\_

**Teacher's Name:** \_\_\_\_\_

**1. Does the teacher engage his/her Lectures regularly?**

Always  Mostly  Sometimes  Never

**2. Does the teacher come on time for the lecture?**

Always  Mostly  Sometimes  Never

**3. How well did the teacher prepare for the classes?**

Thoroughly  Satisfactorily  Poorly  Indifferently

**4. How do you find the communication skills of the teacher?**

Excellent  Very Good  Good  Average

**5. Does the teacher complete the syllabus in time?**

Always  Mostly  Sometimes  Never

**6. Does the teacher support you to solve your academic and other problems?**

Always  Mostly  Sometimes  Never

**7. Does the teacher use ICT Tools (such as LCD projector, multimedia etc) for teaching?**

Always  Mostly  Sometimes  Never

**8. Is the teacher fair and transparent in internal assessment?**

Always  Mostly  Sometimes  Never

**9. Does the teacher inform you about your expected competencies, course outcome and program outcomes?**

Regularly  Usually  Occasionally  Rarely

**10. The teacher encourages you to participate in extra-curricular activities?**

Strongly agree  Agree  Neutral  Disagree

### ***B - Feedback for Library by the Students***

11. The number of books available for issue?  
 More than Sufficient  Sufficient  Just Sufficient  In-adequate
12. The number of magazine, Journals & newspaper available for reading?  
 More than Sufficient  Sufficient  Just Sufficient  In-adequate
13. The availability of previous examination paper's  
 More than Sufficient  Sufficient  Just Sufficient  In-adequate
14. Are the timing for the access to suitable?  
 Highly suitable  Suitable  Moderately Suitable  Not suitable

### ***Feedback for Curriculum by the Students***

15. How do you find your syllabus (Course Content)?  
 Excellent  Very Good  Average  Poor
16. Do you think you can build a good career with the help of this your syllabus?  
 Surely  May be  Somewhat  Not at all
17. Do you think you have enough practical hours / tutorials per week?  
 Yes  No  Need more  Not sure

### ***Feedback for Infrastructure by the Students***

18. How do you rate your classrooms and Laboratories ?  
 Excellent  Very Good  Average  Poor
19. How do you rate the drinking water and canteen facility on the campus?  
 Excellent  Very Good  Average  Poor
20. How do you rate the toilets?  
 Excellent  Very Good  Average  Poor
21. How is the cleanliness and maintenance of the college campus?  
 Excellent  Very Good  Average  Poor
22. How do you rate the computer and internet facility in the college?  
 Excellent  Very Good  Average  Poor
23. How do you rate the Xerox facility available in the college?  
 Excellent  Very Good  Average  Poor
24. How do you rate the college website?  
 Excellent  Very Good  Average  Poor
25. How do you rate the sports facility available in the college?  
 Excellent  Very Good  Average  Poor

Suggestions for further improvements: -

---

---

Bhartiya Seva Sadan Akola's  
**Smt. Radhadevi Goenka College For Women, Akola**

**Teacher's Feedback**

Year : \_\_\_\_\_

*Feedback for Curriculum by the Teacher*

Name of the Teacher: \_\_\_\_\_

Course Name: \_\_\_\_\_

Name of the Subject: \_\_\_\_\_

1. Were objective of course clear to you?

Highly Clear  Clear  Partly Clear  Not Clear

2. How is the syllabus suitable to the course?

Highly Suitable  Suitable  Partly Suitable  Not Suitable

3. Level of the course is?

To high  high  low  to low

4. Syllabus is Need based?

Strongly Agree  agree  Partly Agree  disagree

5. How do you read the syllabus in relation to the competences?

Excellent  Very Good  Average  Poor

6. How do you find the size of syllabus in terms of load?

Vast  Manageable  Short  To short

7. Do you think there are enough practical hours/ tutorials per week?

Yes  No  Need More  Not Sure

8. How do read sequence of the syllabus semester wise relevant to the course?

Excellent  Very Good  Average  Poor

9. How is the syllabus comparable to that of other institute /university?

Superior  At Par  inferior  cannot say

Suggestions for further improvements:

\_\_\_\_\_

\_\_\_\_\_

Signature

Bhartiya Seva Sadan Akola's  
**Smt. Radhadevi Goenka College For Women, Akola**

**Alumni Feedback**

Year : \_\_\_\_\_

**Feedback for Curriculum by the Alumni**

The objective of this form is to collect constructive feedback for improving facilities and services of the college. Your response will assist the college in its endeavour to strengthen the overall development of students.

**Full Name:** \_\_\_\_\_

**Program Name & Year of Completion:** \_\_\_\_\_

**Occupation:** \_\_\_\_\_

**Email:** \_\_\_\_\_

**Contact No.:** \_\_\_\_\_

**1. How do you rate the current syllabus in relation to the needs of your profession/ industry?**

Excellent  Very Good  Average  Poor

**2. How do you find the size of syllabus in terms of load?**

Vast  Manageable  Short  To short

**3. How was the syllabus suitable to the course?**

Highly Suitable  Suitable  Partly Suitable  Not Suitable

**4. Level of the course was?**

To high  high  low  To low

**5. Was the Syllabus need based?**

Strongly Agree  Agree  Partly Agree  disagree

**6. How do you read the syllabus in relation to the competences for job?**

Excellent  Good  average  Poor

**7. Do you think there were enough practical hours/ tutorials per week?**

Yes  No  Need More  Not Sure

**8. Do you think the syllabus was suitable to acquire the overall knowledge of the subject?**

Suitable  Partly Suitable  Need More  Not Sure

**Suggestions for further improvements:** \_\_\_\_\_


\_\_\_\_\_

**SMT. RADHADEVI GOENKA COLLEGE FOR WOMEN  
AKOLA (MS) – 444001**

**Internal Quality Assurance Cell (IQAC)**

**Action Taken Report of Feedback Analysis  
Session - 2020-21**

Feedbacks were obtained offline & online on our website from Students, Teachers and Alumni on Curriculum, Teacher, Infrastructure and Library. These feedbacks responses were collected by Feedback Committee from our college website and analyzed and reviewed by the IQAC and Feedback Committee. Suggestions were given to the concerns regarding their performance and the directions for the required improvement. Report of Feedback Analysis is enclosed herewith.

  
**CO-ORDINATOR**  
Internal Quality Assurance Cell (IQAC)  
Smt. Radhadevi Goenka College  
for Women, Akola  
Smt. Radhadevi Goenka College  
for Women, Akola

## Feedback Action Taken & Analysis Report 2020-21

2020-21, in this session structural feedback collected offline & online on website due to Covid-19 pandemic situation from Students, Teachers & Alumni and all the Stakeholders. Feedback collected, analysed and action taken by the IQAC. It remains useful to overall development of college, teachers and students.

The questionnaire was framed to include feedback about each teacher, library, curriculum & infrastructure. 25 multiple choice questions (MCQs) were framed with 4 option each. Names of the students were kept optional for them in order to eliminate fear / inhibition factor (if any) among the students. Systematic tabulation of data as done department wise & analysis was carried out.

Students were satisfied with the regularity & punctuality of 92 % of the teachers for the lectures. Teachers prepared for the classes & communicated very effectively with the students. All of the teachers use ICT Tools for the teaching & attended to academic & their problems of students satisfactorily. Majority of students had no problem with the quality of internal assessment process. There is very good teacher – student relationship & rapport due to attention of teachers towards students’ competencies & future career. Students are satisfied with the encouragements given to them by teachers for extracurricular activities.

Students’ satisfaction about the library is quite good, though some of them wanted to have more time for the book access. 72% students opined that sufficient books, magazines etc. are available in the library. Curriculum is considered to be very good by majority of the students. Infrastructure of the institution is very good. 99% students have had enough practical / tutorials per week. There appears to be need for improvement in computer, internet & xerox facilities since 90% students considered them to be average. Sports facilities in the college were considered as average by 92% students & hence need to be upgraded & expanded. Website of the institution was rated as good, by most of the students.

The report for 2020-21 has been prepared by coordinated work of the members of Students’ Feedback Committee.

*A Rajwade*

**(Dr. A. A. Rajwade)**

Coordinator  
Students’ Feedback Committee  
2020-21

**Date: 20-04-2021**



*D.M.*

**Principal**  
Radhadevi Goenka College  
For Women, AKOLA



## Smt. Radhadevi Goenka College for Women, Akola

Near Nehru Park, Murtizapur Road, AKOLA - 444 001 (M.S.)

Phone :- (0724) 2450905, 2458748, Fax :- (0724) 2450905

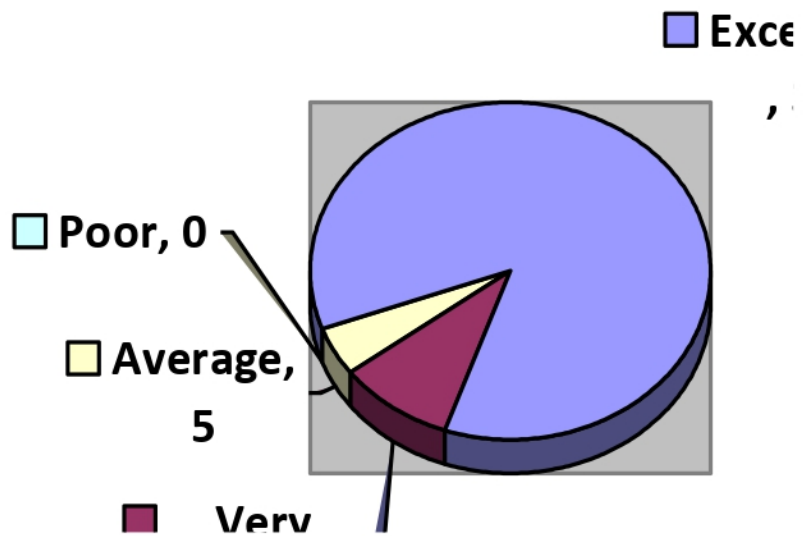
E-mail :- [info@rdgakola.ac.in](mailto:info@rdgakola.ac.in) Website :- [www.rdgakola.ac.in](http://www.rdgakola.ac.in)

### Students Feedback Analysis on the Curriculum 2020-21

Students feedback on teacher, library, curriculum & infrastructure has been collected from online on our website. 55 Responses collected during the academic year 2020-2021.

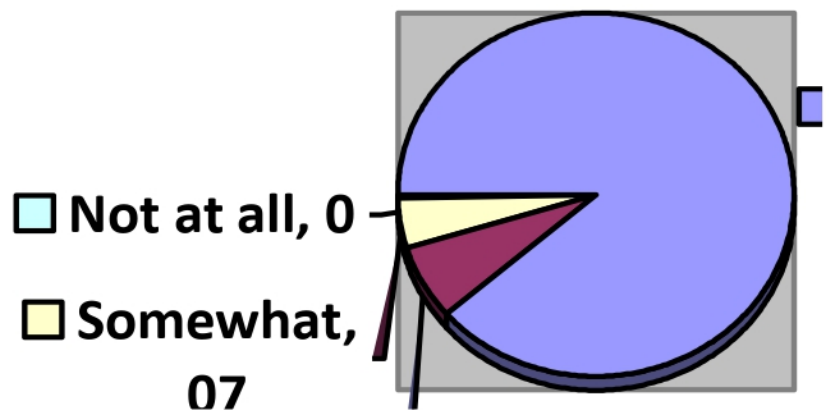
#### Q. 15. How do you find your syllabus (Course Contents)?

On 4 points scale	Percentage of response
Excellent	63.63 %
Very Good	27.27 %
Average	9.09 %
Poor	0 %




#### Q. 16. Do you think you can build a good career with the help of this syllabus?

On 4 points scale	Percentage of response
Surely	50.90 %
May be	36.36 %
Somewhat	12.72 %
Not at all	0 %




**Q. 17. Do you think you have enough hours / tutorials per week?**

On 4 points scale	Percentage of response
Yes	81.81 %
No	18.18 %
Need more	0 %
Not sure	0 %



**Observation: -**

1. 63.63% students are given *Excellent*, 27.27% are given *Very Good* and 9.09% states that *Average* remark for question no.15.
2. 50.90% students are given *Surely*, 36.36% are given *May be* and 12.72% states that *Somewhat* remark for question no. 16
3. 81.81% students are given *Yes* and 18.18% states that *No* remark for question no.17.

  
 Coordinator, IQAC  
**CO-ORDINATOR**  
 Internal Quality Assurance Cell (IQAC)  
 Smt. Radhadevi Goenka College  
 for Women, Akola


***Teachers Feedback Analysis on curriculum for the academic year-2020-2021***

Feedback on curriculum was collected from 40 teachers for the academic year 2020-2021 was reviewed by the IQAC in its meeting held on 1<sup>st</sup> May 2021 and presented the analysis report for detailed discussion of Governing Body.

Sr. No.	Teachers Feedback Questions	In Percentage				Total
		4 Points Scale Rating				
1.	Were objective of course clear to you?	<b>Highly Clear</b>	<b>Clear</b>	<b>Partly Clear</b>	<b>Not Clear</b>	
		65.21%	30.43%	4.34%	0.00	100%
2.	How is the syllabus suitable to the course?	<b>Highly Suitable</b>	<b>Suitable</b>	<b>Partly Suitable</b>	<b>Not Suitable</b>	
		78.26%	21.73%	0.00	0.00	100%
3.	Level of the course is?	<b>To High</b>	<b>High</b>	<b>Low</b>	<b>Too Low</b>	
		71.73%	26.08%	2.17%	0.00	100%
4.	Syllabus is Need based?	<b>Strongly Agree</b>	<b>Agree</b>	<b>Partly Agree</b>	<b>Disagree</b>	
		76.08%	19.56%	4.34%	0.00	100%
5.	How do you read the syllabus in relation to the competences?	<b>Excellent</b>	<b>Good</b>	<b>Average</b>	<b>Poor</b>	
		80.43%	13.04%	6.52%	0.00	100%
6.	How do you find the size of syllabus in terms of load?	<b>Vast</b>	<b>Manageable</b>	<b>Short</b>	<b>Too Short</b>	
		47.82%	52.17%	0.00	0.00	100%
7.	Do you think there were enough practical hours/ tutorials per week?	<b>Yes</b>	<b>No</b>	<b>Need More</b>	<b>Not Sure</b>	
		63.04%	34.78%	2.17%	0.00	100%
8.	How do read sequence of the syllabus semester wise relevant to the course?	<b>Excellent</b>	<b>Good</b>	<b>Average</b>	<b>Poor</b>	
		82.60%	13.04%	4.34%	0.00	100%
9.	How is the syllabus comparable to that of other institute / university?	<b>Superior</b>	<b>At Par</b>	<b>Inferior</b>	<b>Cannot say</b>	
		73.91%	23.91%	2.17%	0.00	100%

## **Observations:**

- 1) The objectives of the course are *Highly Clear* to 65.21% teachers, are *Clear* to 30.43% teachers & are *Partly Clear* to 4.43% teachers.
- 2) 78.26% teachers say syllabus is *Highly Suitable*, 21.73% says *Suitable* to the course.
- 3) 71.73% teachers say level of the course is *Too High*, 26.08% say *High* & 2.17% say *Low*.
- 4) 76.08% teachers *Strongly Agree* syllabus is need based, 19.56% *Agree* & 4.34% *Partly Agree*.
- 5) 80.43% teachers rated *Excellent* about the syllabus in relation to the competences, 13.04% rated *Good* & 6.52% teachers rated *Average*.
- 6) Teachers feel the university follows good system for design and development of curriculum, but also expresses that there is no freedom to contribute their ideas for design and development of curriculum. So, 47.82% teacher say syllabus is *Vast* & 52.17% say *Manageable*.
- 7) 63.04% teachers say *Yes* enough practical hours/tutorial peer week, 34.78% says *No* & 2.17% says *Need More*.
- 8) 82.60% teachers rated *Excellent* about the sequence of the syllabus semester wise relevant to the course, 13.04% rated *Good* & 4.34% rated *Average*.
- 9) 73.91% teachers say the syllabus comparable is *Superior* to other institute / university, 23.91% says *At par* & 2.17 say *Inferior*.

  
COORDINATOR  
Internal Quality Assurance Cell (IQAC)  
Smt. Radhadevi Goenka College  
for Women, Akola  
Smt. Radhadevi Goenka College  
for Women, Akola


### **Alumni Feedback Analysis on curriculum for the academic year-2020-2021**

Alumni feedback on curriculum has been collected from online on our website. 27 Responses collected during the academic year 2020-2021.

Sr. No.	Alumni Feedback Questions	In Percentage				Total
		4 Points Scale Rating				
1.	How do you rate the current syllabus in relation to the needs of your profession/ industry?	Excellent	Very Good	Average	Poor	
		64.40%	33.72%	1.87%	0.00%	100%
2.	How do you find the size of syllabus in terms of load?	Vast	Manageable	Short	Too Short	
		53.39%	34.89%	11.70%	0.00	100%
3.	How was the syllabus suitable to the course?	Highly Suitable	Suitable	Partly Suitable	Not Suitable	
		70.72%	25.76%	3.51%	0.00	100%
4.	Level of the course was?	Too high	High	Low	Too Low	
		79.15%	20.84%	0.00	0.00	100%
5.	Was the Syllabus need based?	Strongly Agree	Agree	Partly Agree	Disagree	
		66.27%	20.37%	13.34%	0.00	100%
6.	How do you read the syllabus in relation to the competences for job?	Excellent	Good	Average	Poor	
		62.06%	29.74%	10.30%	0.00	100%
7.	Do you think there were enough practical hours/ tutorials per week?	Yes	No	Need More	Not Sure	
		69.08%	23.41%	7.49%	0.00	100%
8.	Do you think the syllabus was suitable to acquire the overall knowledge of the subject?	Suitable	Partly Suitable	Need More	Not Sure	
		65.80%	19.90%	14.28	0.00	100%

## Observations:

- 1) 64.40% Alumnae rated *Excellent*; 33.72% *Very Good* & 1.87% rated *Average* according to current syllabus in relation to the needs of profession / industry.
- 2) 53.39% Alumnae say syllabus is *Vast*, 34.89% *Manageable* & 11.70% says *Short*.
- 3) 70.72% Alumnae say syllabus was *Highly Suitable*, 25.76% says *Suitable* & 3.51% says *Partly Suitable* to the course.
- 4) 79.15% Alumnae say level of the course was *Too high* & 20.84% say *High*.
- 5) 66.27% Alumnae *Strongly Agree*, 20.37% *Agree* & 13.34% *Partly Agree* syllabus was need based.
- 6) The syllabus in relation to the competences for job 62.06% Alumnae rated *Excellent*, 29.74% *Good* & 10.30% rated *Average*.
- 7) 69.08% Alumnae say *Yes*, 23.41% says *No* & 7.49% says *Need More*.
- 8) 65.80% Alumnae say *Suitable*, 19.90% *Partly Suitable* & 14.28% says *Need more*.

  
**IQAC COORDINATOR**  
Internal Quality Assurance Cell (IQAC)  
Smt. Radhadevi Goenka College  
for Women, Akola  
for Women, Akola

# **Students' Feedback Analysis Report**

**2020-21**

## **Arts Faculty**

- English**
- Marathi**
- Hindi**
- Sanskrit**
- Economics**
- History**
- Political Science**
- Sociology**
- Philosophy**
- Home Economics**
- Music**

## Smt. RDG College for Women, Akola

<b>Students' Feedback</b>					
<b>Department of English</b>					
<b>1 - About Teacher</b>					
<b>Name of Teacher – Dr. S.A. Bang</b>					
QN	A	B	C	D	Total
1	16	2	2	0	20
2	18	2	0	0	20
3	18	2	0	0	20
4	18	2	0	0	20
5	20	0	0	0	20
6	14	4	2	0	20
7	6	8	6	0	20
8	20	0	0	0	20
9	16	4	0	0	20
10	19	2	0	0	20
<b>Total</b>	<b>164</b>	<b>26</b>	<b>10</b>	<b>-</b>	<b>200</b>
<b>Grade Analysis</b>	<b>82%</b>	<b>13%</b>	<b>5%</b>	<b>-</b>	
<b>Name of Teacher – Dr. R. S. Nitware</b>					
QN	A	B	C	D	Total
1	14	6	0	0	20

<b>2</b>	12	4	4	0	20
<b>3</b>	14	6	0	0	20
<b>4</b>	18	2	0	0	20
<b>5</b>	20	0	0	0	20
<b>6</b>	16	2	2	0	20
<b>7</b>	4	8	8	0	20
<b>8</b>	20	0	0	0	20
<b>9</b>	16	4	0	0	20
<b>10</b>	16	4	0	0	20
<b>Total</b>	<b>150</b>	<b>36</b>	<b>14</b>	<b>-</b>	<b>200</b>
<b>Grade Analysis</b>	<b>75%</b>	<b>18%</b>	<b>7%</b>	<b>-</b>	

**Name of Teacher – Dr. U. P. Patil**

<b>QN</b>	<b>A</b>	<b>B</b>	<b>C</b>	<b>D</b>	<b>Total</b>
<b>1</b>	20	0	0	0	20
<b>2</b>	20	0	0	0	20
<b>3</b>	18	2	0	0	20
<b>4</b>	18	2	0	0	20
<b>5</b>	20	0	0	0	20
<b>6</b>	12	4	4	0	20
<b>7</b>	4	8	8	0	20
<b>8</b>	20	0	0	0	20

<b>9</b>	16	4	0	0	20
<b>10</b>	16	4	0	0	20
<b>Total</b>	<b>164</b>	<b>24</b>	<b>12</b>	-	<b>200</b>
<b>Grade Analysis</b>	<b>82%</b>	<b>12%</b>	<b>6%</b>	-	

**Name of Teacher – Mr. L. G. Bhatti**

<b>QN</b>	<b>A</b>	<b>B</b>	<b>C</b>	<b>D</b>	<b>Total</b>
<b>1</b>	20	0	0	0	20
<b>2</b>	20	0	0	0	20
<b>3</b>	16	4	0	0	20
<b>4</b>	18	2	0	0	20
<b>5</b>	20	0	0	0	20
<b>6</b>	16	2	2	0	20
<b>7</b>	4	8	8	0	20
<b>8</b>	20	0	0	0	20
<b>9</b>	16	4	0	0	20
<b>10</b>	16	4	0	0	20
<b>Total</b>	<b>166</b>	<b>24</b>	<b>10</b>	-	<b>200</b>
<b>Grade Analysis</b>	<b>83%</b>	<b>12%</b>	<b>5%</b>	-	

**Name of Teacher – Mr. S. T. Vite**

<b>QN</b>	<b>A</b>	<b>B</b>	<b>C</b>	<b>D</b>	<b>Total</b>
<b>1</b>	20	0	0	0	20

2	12	4	4	0	20
3	14	6	0	0	20
4	18	2	0	0	20
5	20	0	0	0	20
6	16	2	2	0	20
7	4	8	48	0	20
8	20	0	0	0	20
9	16	4	0	0	20
10	16	4	0	0	20
<b>Total</b>	<b>156</b>	<b>30</b>	<b>14</b>	<b>-</b>	<b>200</b>
<b>Grade Analysis</b>	<b>78%</b>	<b>15%</b>	<b>7%</b>	<b>-</b>	

**2 –About Library, Curriculum & Infrastructure**

<b>QN</b>	<b>A</b>	<b>B</b>	<b>C</b>	<b>D</b>	<b>Total</b>
11	0	16	4	0	20
12	0	20	0	0	20
13	0	2	18	0	20
14	2	14	4	0	20
15	0	14	6	0	20
16	2	14	4	0	20
17	20	0	0	0	20

<b>18</b>	<b>0</b>	<b>14</b>	<b>6</b>	<b>0</b>	<b>20</b>
<b>19</b>	<b>4</b>	<b>14</b>	<b>2</b>	<b>0</b>	<b>20</b>
<b>20</b>	<b>14</b>	<b>6</b>	<b>0</b>	<b>0</b>	<b>20</b>
<b>21</b>	<b>4</b>	<b>14</b>	<b>2</b>	<b>0</b>	<b>20</b>
<b>22</b>	<b>2</b>	<b>6</b>	<b>12</b>	<b>0</b>	<b>20</b>
<b>23</b>	<b>0</b>	<b>20</b>	<b>0</b>	<b>0</b>	<b>20</b>
<b>24</b>	<b>0</b>	<b>20</b>	<b>0</b>	<b>0</b>	<b>20</b>
<b>25</b>	<b>0</b>	<b>4</b>	<b>16</b>	<b>0</b>	<b>20</b>
<b>Total</b>	<b>48</b>	<b>178</b>	<b>74</b>	<b>0</b>	<b>300</b>
<b>Grade Analysis</b>	<b>16</b>	<b>59.33%</b>	<b>24.67%</b>	<b>0</b>	

**Students' Feedback**

**Department of Marathi**

**1 - About Teacher**

**Name of Teacher – Dr. C. R. Rumale**

<b>QN</b>	<b>A</b>	<b>B</b>	<b>C</b>	<b>D</b>	<b>Total</b>
<b>1</b>	20	0	0	0	20
<b>2</b>	20	0	0	0	20
<b>3</b>	18	2	0	0	20
<b>4</b>	18	2	0	0	20
<b>5</b>	20	0	0	0	20
<b>6</b>	16	2	2	0	20
<b>7</b>	4	8	8	0	20
<b>8</b>	20	0	0	0	20
<b>9</b>	16	4	0	0	20
<b>10</b>	16	4	0	0	20
<b>Total</b>	<b>168</b>	<b>22</b>	<b>10</b>	<b>-</b>	<b>200</b>
<b>Grade Analysis</b>	<b>84%</b>	<b>11%</b>	<b>5%</b>	<b>-</b>	

**Name of Teacher – Dr. S. V. Kamble**

<b>QN</b>	<b>A</b>	<b>B</b>	<b>C</b>	<b>D</b>	<b>Total</b>
<b>1</b>	20	0	0	0	20
<b>2</b>	18	2	0	0	20
<b>3</b>	18	2	0	0	20

<b>4</b>	18	2	0	0	20
<b>5</b>	18	2	0	0	20
<b>6</b>	12	4	4	0	20
<b>7</b>	4	8	8	0	20
<b>8</b>	20	0	0	0	20
<b>9</b>	16	4	0	0	20
<b>10</b>	14	6	0	0	20
<b>Total</b>	<b>158</b>	<b>30</b>	<b>12</b>	<b>-</b>	<b>200</b>
<b>Grade Analysis</b>	<b>79%</b>	<b>15%</b>	<b>6%</b>	<b>-</b>	

**Name of Teacher – Mr. S. R. Ingole**

<b>QN</b>	<b>A</b>	<b>B</b>	<b>C</b>	<b>D</b>	<b>Total</b>
<b>1</b>	20	0	0	0	20
<b>2</b>	18	2	0	0	20
<b>3</b>	16	4	0	0	20
<b>4</b>	18	2	0	0	20
<b>5</b>	20	0	0	0	20
<b>6</b>	16	2	2	0	20
<b>7</b>	4	8	8	0	20
<b>8</b>	20	0	0	0	20
<b>9</b>	16	4	0	0	20
<b>10</b>	16	4	0	0	20

<b>Total</b>	<b>164</b>	<b>26</b>	<b>10</b>	<b>-</b>	<b>200</b>
<b>Grade Analysis</b>	<b>82%</b>	<b>13%</b>	<b>5%</b>	<b>-</b>	
<b>2 –About Library, Curriculum &amp; Infrastructure</b>					
<b>QN</b>	<b>A</b>	<b>B</b>	<b>C</b>	<b>D</b>	<b>Total</b>
<b>11</b>	<b>2</b>	<b>14</b>	<b>4</b>	<b>0</b>	<b>20</b>
<b>12</b>	<b>0</b>	<b>20</b>	<b>0</b>	<b>0</b>	<b>20</b>
<b>13</b>	<b>0</b>	<b>2</b>	<b>18</b>	<b>0</b>	<b>20</b>
<b>14</b>	<b>2</b>	<b>14</b>	<b>4</b>	<b>0</b>	<b>20</b>
<b>15</b>	<b>0</b>	<b>14</b>	<b>6</b>	<b>0</b>	<b>20</b>
<b>16</b>	<b>2</b>	<b>14</b>	<b>4</b>	<b>0</b>	<b>20</b>
<b>17</b>	<b>16</b>	<b>4</b>	<b>0</b>	<b>0</b>	<b>20</b>
<b>18</b>	<b>0</b>	<b>14</b>	<b>6</b>	<b>0</b>	<b>20</b>
<b>19</b>	<b>4</b>	<b>14</b>	<b>2</b>	<b>0</b>	<b>20</b>
<b>20</b>	<b>14</b>	<b>6</b>	<b>0</b>	<b>0</b>	<b>20</b>
<b>21</b>	<b>4</b>	<b>14</b>	<b>2</b>	<b>0</b>	<b>20</b>
<b>22</b>	<b>2</b>	<b>6</b>	<b>12</b>	<b>0</b>	<b>20</b>
<b>23</b>	<b>0</b>	<b>0</b>	<b>20</b>	<b>0</b>	<b>20</b>
<b>24</b>	<b>0</b>	<b>20</b>	<b>0</b>	<b>0</b>	<b>20</b>
<b>25</b>	<b>0</b>	<b>4</b>	<b>16</b>	<b>0</b>	<b>20</b>
<b>Total</b>	<b>46</b>	<b>160</b>	<b>94</b>	<b>0</b>	<b>300</b>
<b>Grade Analysis</b>	<b>15.33%</b>	<b>53.33%</b>	<b>31.33%</b>	<b>0</b>	

**Students' Feedback**

**Department of Hindi**

**1 - About Teacher**

**Name of Teacher – Mr. B. S. Ingle**

<b>QN</b>	<b>A</b>	<b>B</b>	<b>C</b>	<b>D</b>	<b>Total</b>
<b>1</b>	16	4	0	0	20
<b>2</b>	16	4	0	0	20
<b>3</b>	18	2	0	0	20
<b>4</b>	18	2	0	0	20
<b>5</b>	18	2	0	0	20
<b>6</b>	16	2	2	0	20
<b>7</b>	4	8	8	0	20
<b>8</b>	20	0	0	0	20
<b>9</b>	16	4	0	0	20
<b>10</b>	16	4	0	0	20
<b>Total</b>	<b>158</b>	<b>32</b>	<b>10</b>	<b>-</b>	<b>200</b>
<b>Grade Analysis</b>	<b>79%</b>	<b>16%</b>	<b>5%</b>	<b>-</b>	

**Name of Teacher – Dr. N. S. Upadhyay**

<b>QN</b>	<b>A</b>	<b>B</b>	<b>C</b>	<b>D</b>	<b>Total</b>
<b>1</b>	18	2	0	0	20
<b>2</b>	18	2	0	0	20

3	18	2	0	0	20
4	18	2	0	0	20
5	18	2	0	0	20
6	18	1	1	0	20
7	4	8	8	0	20
8	18	2	0	0	20
9	16	4	0	0	20
10	18	2	0	0	20
<b>Total</b>	<b>164</b>	<b>27</b>	<b>9</b>	<b>-</b>	<b>200</b>
<b>Grade Analysis</b>	<b>82%</b>	<b>13.50%</b>	<b>4.50%</b>	<b>-</b>	

## **2 –About Library, Curriculum & Infrastructure**

<b>QN</b>	<b>A</b>	<b>B</b>	<b>C</b>	<b>D</b>	<b>Total</b>
11	2	14	4	0	20
12	0	20	0	0	20
13	0	2	18	0	20
14	2	14	4	0	20
15	0	14	6	0	20
16	2	14	4	0	20
17	16	4	0	0	20
18	0	14	6	0	20

<b>19</b>	<b>4</b>	<b>14</b>	<b>2</b>	<b>0</b>	<b>20</b>
<b>20</b>	<b>14</b>	<b>6</b>	<b>0</b>	<b>0</b>	<b>20</b>
<b>21</b>	<b>2</b>	<b>14</b>	<b>4</b>	<b>0</b>	<b>20</b>
<b>22</b>	<b>2</b>	<b>6</b>	<b>12</b>	<b>0</b>	<b>20</b>
<b>23</b>	<b>0</b>	<b>0</b>	<b>20</b>	<b>0</b>	<b>20</b>
<b>24</b>	<b>0</b>	<b>20</b>	<b>0</b>	<b>0</b>	<b>20</b>
<b>25</b>	<b>0</b>	<b>4</b>	<b>16</b>	<b>0</b>	<b>20</b>
<b>Total</b>	<b>44</b>	<b>160</b>	<b>96</b>	<b>0</b>	<b>300</b>
<b>Grade Analysis</b>	<b>14.67%</b>	<b>53.33%</b>	<b>32%</b>	<b>0</b>	

**Students' Feedback**

**Department of Sanskrit**

**1 - About Teacher**

**Name of Teacher – Ms. P. S. Borkar**

<b>QN</b>	<b>A</b>	<b>B</b>	<b>C</b>	<b>D</b>	<b>Total</b>
<b>1</b>	16	2	2	0	20
<b>2</b>	17	3	0	0	20
<b>3</b>	18	2	0	0	20
<b>4</b>	18	2	0	0	20
<b>5</b>	17	3	0	0	20
<b>6</b>	16	0	4	0	20
<b>7</b>	4	8	8	0	20
<b>8</b>	18	2	0	0	20
<b>9</b>	18	2	0	0	20
<b>10</b>	16	4	0	0	20
<b>Total</b>	<b>158</b>	<b>28</b>	<b>14</b>	<b>-</b>	<b>200</b>
<b>Grade Analysis</b>	<b>79%</b>	<b>14%</b>	<b>7%</b>	<b>-</b>	

**2 –About Library, Curriculum & Infrastructure**

<b>QN</b>	<b>A</b>	<b>B</b>	<b>C</b>	<b>D</b>	<b>Total</b>
<b>11</b>	<b>2</b>	<b>14</b>	<b>4</b>	<b>0</b>	<b>20</b>

12	0	20	0	0	20
13	0	2	18	0	20
14	2	14	4	0	20
15	0	14	6	0	20
16	2	14	4	0	20
17	16	4	0	0	20
18	0	14	6	0	20
19	4	14	2	0	20
20	14	6	0	0	20
21	2	14	4	0	20
22	2	6	12	0	20
23	0	0	20	0	20
24	0	20	0	0	20
25	0	4	16	0	20
<b>Total</b>	<b>44</b>	<b>160</b>	<b>96</b>	<b>0</b>	<b>300</b>
<b>Grade Analysis</b>	<b>14.67%</b>	<b>53.33%</b>	<b>32%</b>	<b>0</b>	

**Students' Feedback**

**Department of Economics**

**1 - About Teacher**

**Name of Teacher – Dr. N. D Chaudhary**

<b>QN</b>	<b>A</b>	<b>B</b>	<b>C</b>	<b>D</b>	<b>Total</b>
<b>1</b>	20	0	0	0	20
<b>2</b>	18	2	0	0	20
<b>3</b>	18	2	0	0	20
<b>4</b>	18	2	0	0	20
<b>5</b>	18	2	0	0	20
<b>6</b>	16	0	4	0	20
<b>7</b>	4	8	8	0	20
<b>8</b>	18	2	0	0	20
<b>9</b>	18	2	0	0	20
<b>10</b>	16	4	0	0	20
<b>Total</b>	<b>164</b>	<b>24</b>	<b>12</b>	<b>-</b>	<b>200</b>
<b>Grade Analysis</b>	<b>82%</b>	<b>12%</b>	<b>6%</b>	<b>-</b>	

**2 –About Library, Curriculum & Infrastructure**

<b>QN</b>	<b>A</b>	<b>B</b>	<b>C</b>	<b>D</b>	<b>Total</b>
<b>11</b>	<b>2</b>	<b>14</b>	<b>4</b>	<b>0</b>	<b>20</b>

12	0	20	0	0	20
13	0	2	18	0	20
14	2	14	4	0	20
15	0	14	6	0	20
16	2	14	4	0	20
17	16	4	0	0	20
18	0	14	6	0	20
19	4	14	2	0	20
20	14	6	0	0	20
21	2	14	4	0	20
22	2	6	12	0	20
23	0	0	20	0	20
24	0	20	0	0	20
25	0	4	16	0	20
<b>Total</b>	<b>44</b>	<b>160</b>	<b>96</b>	<b>0</b>	<b>300</b>
<b>Grade Analysis</b>	<b>14.67%</b>	<b>53.33%</b>	<b>32%</b>	<b>0</b>	

**Students' Feedback**

**Department of History**

**1 - About Teacher**

**Name of Teacher – Dr. R. N. Mundre**

<b>QN</b>	<b>A</b>	<b>B</b>	<b>C</b>	<b>D</b>	<b>Total</b>
<b>1</b>	18	2	0	0	20
<b>2</b>	18	2	0	0	20
<b>3</b>	18	2	0	0	20
<b>4</b>	18	2	0	0	20
<b>5</b>	18	2	0	0	20
<b>6</b>	16	0	4	0	20
<b>7</b>	4	8	8	0	20
<b>8</b>	18	2	0	0	20
<b>9</b>	18	2	0	0	20
<b>10</b>	16	4	0	0	20
<b>Total</b>	<b>162</b>	<b>26</b>	<b>12</b>	<b>-</b>	<b>200</b>
<b>Grade Analysis</b>	<b>81%</b>	<b>13%</b>	<b>6%</b>	<b>-</b>	

**2 –About Library, Curriculum & Infrastructure**

<b>QN</b>	<b>A</b>	<b>B</b>	<b>C</b>	<b>D</b>	<b>Total</b>
<b>11</b>	<b>2</b>	<b>14</b>	<b>4</b>	<b>0</b>	<b>20</b>

12	0	20	0	0	20
13	0	2	18	0	20
14	2	14	4	0	20
15	0	14	6	0	20
16	2	14	4	0	20
17	16	4	0	0	20
18	0	14	6	0	20
19	4	14	2	0	20
20	14	6	0	0	20
21	2	14	4	0	20
22	2	6	12	0	20
23	0	0	20	0	20
24	0	20	0	0	20
25	0	4	16	0	20
<b>Total</b>	<b>44</b>	<b>160</b>	<b>96</b>	<b>0</b>	<b>300</b>
<b>Grade Analysis</b>	<b>14.67%</b>	<b>53.33%</b>	<b>32%</b>	<b>0</b>	

**Students' Feedback**

**Department of Political Science**

**1 - About Teacher**

**Name of Teacher – Dr. V. B. Khaire**

<b>QN</b>	<b>A</b>	<b>B</b>	<b>C</b>	<b>D</b>	<b>Total</b>
<b>1</b>	20	0	0	0	20
<b>2</b>	18	2	0	0	20
<b>3</b>	18	2	0	0	20
<b>4</b>	18	2	0	0	20
<b>5</b>	18	2	0	0	20
<b>6</b>	16	2	2	0	20
<b>7</b>	4	8	8	0	20
<b>8</b>	18	2	0	0	20
<b>9</b>	18	2	0	0	20
<b>10</b>	16	4	0	0	20
<b>Total</b>	<b>164</b>	<b>26</b>	<b>10</b>	<b>-</b>	<b>200</b>
<b>Grade Analysis</b>	<b>82%</b>	<b>13%</b>	<b>5%</b>	<b>-</b>	

**Name of Teacher – Dr. A. J. Mutthe**

<b>QN</b>	<b>A</b>	<b>B</b>	<b>C</b>	<b>D</b>	<b>Total</b>
<b>1</b>	18	2	0	0	20
<b>2</b>	18	2	0	0	20

3	18	2	0	0	20
4	18	2	0	0	20
5	16	4	0	0	20
6	16	3	1	0	20
7	4	8	8	0	20
8	18	2	0	0	20
9	16	4	0	0	20
10	18	2	0	0	20
<b>Total</b>	<b>160</b>	<b>31</b>	<b>9</b>	<b>-</b>	<b>200</b>
<b>Grade Analysis</b>	<b>80%</b>	<b>15.50%</b>	<b>4.50%</b>	<b>-</b>	

## **2 –About Library, Curriculum & Infrastructure**

<b>QN</b>	<b>A</b>	<b>B</b>	<b>C</b>	<b>D</b>	<b>Total</b>
11	2	14	4	0	20
12	0	20	0	0	20
13	0	2	18	0	20
14	2	14	4	0	20
15	0	14	6	0	20
16	2	14	4	0	20
17	16	4	0	0	20
18	0	14	6	0	20

<b>19</b>	<b>4</b>	<b>14</b>	<b>2</b>	<b>0</b>	<b>20</b>
<b>20</b>	<b>14</b>	<b>6</b>	<b>0</b>	<b>0</b>	<b>20</b>
<b>21</b>	<b>2</b>	<b>14</b>	<b>4</b>	<b>0</b>	<b>20</b>
<b>22</b>	<b>2</b>	<b>6</b>	<b>12</b>	<b>0</b>	<b>20</b>
<b>23</b>	<b>0</b>	<b>0</b>	<b>20</b>	<b>0</b>	<b>20</b>
<b>24</b>	<b>0</b>	<b>20</b>	<b>0</b>	<b>0</b>	<b>20</b>
<b>25</b>	<b>0</b>	<b>4</b>	<b>16</b>	<b>0</b>	<b>20</b>
<b>Total</b>	<b>44</b>	<b>160</b>	<b>96</b>	<b>0</b>	<b>300</b>
<b>Grade Analysis</b>	<b>14.67%</b>	<b>53.33%</b>	<b>32%</b>	<b>0</b>	

**Students' Feedback**

**Department of Sociology**

**1 - About Teacher**

**Name of Teacher – Mr. N. S. Manmothe**

<b>QN</b>	<b>A</b>	<b>B</b>	<b>C</b>	<b>D</b>	<b>Total</b>
<b>1</b>	16	4	0	0	20
<b>2</b>	16	4	0	0	20
<b>3</b>	18	2	0	0	20
<b>4</b>	18	2	0	0	20
<b>5</b>	18	2	0	0	20
<b>6</b>	16	2	2	0	20
<b>7</b>	4	8	8	0	20
<b>8</b>	20	0	0	0	20
<b>9</b>	16	4	0	0	20
<b>10</b>	16	4	0	0	20
<b>Total</b>	<b>158</b>	<b>32</b>	<b>10</b>	<b>-</b>	<b>200</b>
<b>Grade Analysis</b>	<b>79%</b>	<b>16%</b>	<b>5%</b>	<b>-</b>	

**Name of Teacher – Mrs. S. R. Dewar**

<b>QN</b>	<b>A</b>	<b>B</b>	<b>C</b>	<b>D</b>	<b>Total</b>
<b>1</b>	18	2	0	0	20
<b>2</b>	18	2	0	0	20

3	18	2	0	0	20
4	18	2	0	0	20
5	18	2	0	0	20
6	18	1	1	0	20
7	4	8	8	0	20
8	18	2	0	0	20
9	16	4	0	0	20
10	18	2	0	0	20
<b>Total</b>	<b>164</b>	<b>27</b>	<b>9</b>	<b>-</b>	<b>200</b>
<b>Grade Analysis</b>	<b>82%</b>	<b>13.50%</b>	<b>4.50%</b>	<b>-</b>	

## **2 –About Library, Curriculum & Infrastructure**

QN	A	B	C	D	Total
11	2	14	4	0	20
12	0	20	0	0	20
13	0	2	18	0	20
14	2	14	4	0	20
15	0	14	6	0	20
16	2	14	4	0	20
17	16	4	0	0	20
18	0	14	6	0	20

<b>19</b>	<b>4</b>	<b>14</b>	<b>2</b>	<b>0</b>	<b>20</b>
<b>20</b>	<b>14</b>	<b>6</b>	<b>0</b>	<b>0</b>	<b>20</b>
<b>21</b>	<b>2</b>	<b>14</b>	<b>4</b>	<b>0</b>	<b>20</b>
<b>22</b>	<b>2</b>	<b>6</b>	<b>12</b>	<b>0</b>	<b>20</b>
<b>23</b>	<b>0</b>	<b>0</b>	<b>20</b>	<b>0</b>	<b>20</b>
<b>24</b>	<b>0</b>	<b>20</b>	<b>0</b>	<b>0</b>	<b>20</b>
<b>25</b>	<b>0</b>	<b>4</b>	<b>16</b>	<b>0</b>	<b>20</b>
<b>Total</b>	<b>44</b>	<b>160</b>	<b>96</b>	<b>0</b>	<b>300</b>
<b>Grade Analysis</b>	<b>14.67%</b>	<b>53.33%</b>	<b>32%</b>	<b>0</b>	

**Students' Feedback**

**Department of Philosophy**

**1 - About Teacher**

**Name of Teacher – Mr. A. P. Shingade**

<b>QN</b>	<b>A</b>	<b>B</b>	<b>C</b>	<b>D</b>	<b>Total</b>
<b>1</b>	20	0	0	0	20
<b>2</b>	18	2	0	0	20
<b>3</b>	18	2	0	0	20
<b>4</b>	18	2	0	0	20
<b>5</b>	18	2	0	0	20
<b>6</b>	18	0	2	0	20
<b>7</b>	4	8	8	0	20
<b>8</b>	18	2	0	0	20
<b>9</b>	18	2	0	0	20
<b>10</b>	16	4	0	0	20
<b>Total</b>	<b>166</b>	<b>24</b>	<b>10</b>	<b>-</b>	<b>200</b>
<b>Grade Analysis</b>	<b>83%</b>	<b>12%</b>	<b>5%</b>	<b>-</b>	

**2 –About Library, Curriculum & Infrastructure**

<b>QN</b>	<b>A</b>	<b>B</b>	<b>C</b>	<b>D</b>	<b>Total</b>
<b>11</b>	<b>2</b>	<b>14</b>	<b>4</b>	<b>0</b>	<b>20</b>

12	0	20	0	0	20
13	0	2	18	0	20
14	2	14	4	0	20
15	0	14	6	0	20
16	2	14	4	0	20
17	16	4	0	0	20
18	0	14	6	0	20
19	4	14	2	0	20
20	14	6	0	0	20
21	2	14	4	0	20
22	2	6	12	0	20
23	0	0	20	0	20
24	0	20	0	0	20
25	0	4	16	0	20
<b>Total</b>	<b>44</b>	<b>160</b>	<b>96</b>	<b>0</b>	<b>300</b>
<b>Grade Analysis</b>	<b>14.67%</b>	<b>53.33%</b>	<b>32%</b>	<b>0</b>	

**Students' Feedback****Department of Home Economics****1 - About Teacher****Name of Teacher – Dr. U. R. Bajpai**

<b>QN</b>	<b>A</b>	<b>B</b>	<b>C</b>	<b>D</b>	<b>Total</b>
<b>1</b>	20	0	0	0	20
<b>2</b>	20	0	0	0	20
<b>3</b>	18	2	0	0	20
<b>4</b>	18	2	0	0	20
<b>5</b>	20	0	0	0	20
<b>6</b>	16	2	2	0	20
<b>7</b>	4	8	8	0	20
<b>8</b>	20	0	0	0	20
<b>9</b>	16	4	0	0	20
<b>10</b>	16	4	0	0	20
<b>Total</b>	<b>168</b>	<b>22</b>	<b>10</b>	<b>-</b>	<b>200</b>
<b>Grade Analysis</b>	<b>84%</b>	<b>11%</b>	<b>5%</b>	<b>-</b>	

**Name of Teacher – Dr. R. R. Sawjiyani**

<b>QN</b>	<b>A</b>	<b>B</b>	<b>C</b>	<b>D</b>	<b>Total</b>
<b>1</b>	20	0	0	0	20
<b>2</b>	18	2	0	0	20
<b>3</b>	18	2	0	0	20

<b>4</b>	18	2	0	0	20
<b>5</b>	18	2	0	0	20
<b>6</b>	18	1	1	0	20
<b>7</b>	4	8	8	0	20
<b>8</b>	18	2	0	0	20
<b>9</b>	16	4	0	0	20
<b>10</b>	18	2	0	0	20
<b>Total</b>	<b>166</b>	<b>25</b>	<b>9</b>	<b>-</b>	<b>200</b>
<b>Grade Analysis</b>	<b>83%</b>	<b>12.50%</b>	<b>4.50%</b>	<b>-</b>	

**Name of Teacher – Dr. V. D. Dhruv**

<b>QN</b>	<b>A</b>	<b>B</b>	<b>C</b>	<b>D</b>	<b>Total</b>
<b>1</b>	20	0	0	0	20
<b>2</b>	18	2	0	0	20
<b>3</b>	16	4	0	0	20
<b>4</b>	18	2	0	0	20
<b>5</b>	20	0	0	0	20
<b>6</b>	16	2	2	0	20
<b>7</b>	4	8	8	0	20
<b>8</b>	20	0	0	0	20
<b>9</b>	16	4	0	0	20
<b>10</b>	16	4	0	0	20

<b>Total</b>	<b>164</b>	<b>26</b>	<b>10</b>	<b>-</b>	<b>200</b>
<b>Grade Analysis</b>	<b>82%</b>	<b>13%</b>	<b>5%</b>	<b>-</b>	
<b>2 –About Library, Curriculum &amp; Infrastructure</b>					
<b>QN</b>	<b>A</b>	<b>B</b>	<b>C</b>	<b>D</b>	<b>Total</b>
<b>11</b>	<b>2</b>	<b>14</b>	<b>4</b>	<b>0</b>	<b>20</b>
<b>12</b>	<b>0</b>	<b>20</b>	<b>0</b>	<b>0</b>	<b>20</b>
<b>13</b>	<b>0</b>	<b>2</b>	<b>18</b>	<b>0</b>	<b>20</b>
<b>14</b>	<b>2</b>	<b>14</b>	<b>4</b>	<b>0</b>	<b>20</b>
<b>15</b>	<b>0</b>	<b>14</b>	<b>6</b>	<b>0</b>	<b>20</b>
<b>16</b>	<b>2</b>	<b>14</b>	<b>4</b>	<b>0</b>	<b>20</b>
<b>17</b>	<b>16</b>	<b>4</b>	<b>0</b>	<b>0</b>	<b>20</b>
<b>18</b>	<b>0</b>	<b>14</b>	<b>6</b>	<b>0</b>	<b>20</b>
<b>19</b>	<b>4</b>	<b>14</b>	<b>2</b>	<b>0</b>	<b>20</b>
<b>20</b>	<b>14</b>	<b>6</b>	<b>0</b>	<b>0</b>	<b>20</b>
<b>21</b>	<b>4</b>	<b>14</b>	<b>2</b>	<b>0</b>	<b>20</b>
<b>22</b>	<b>2</b>	<b>6</b>	<b>12</b>	<b>0</b>	<b>20</b>
<b>23</b>	<b>0</b>	<b>0</b>	<b>20</b>	<b>0</b>	<b>20</b>
<b>24</b>	<b>0</b>	<b>20</b>	<b>0</b>	<b>0</b>	<b>20</b>
<b>25</b>	<b>0</b>	<b>4</b>	<b>16</b>	<b>0</b>	<b>20</b>
<b>Total</b>	<b>46</b>	<b>160</b>	<b>94</b>	<b>0</b>	<b>300</b>
<b>Grade Analysis</b>	<b>15.33%</b>	<b>53.33%</b>	<b>31.33%</b>	<b>0</b>	

**Students' Feedback**

**Department of Music**

**1 - About Teacher**

**Name of Teacher – Dr. A. M. Ambhore**

<b>QN</b>	<b>A</b>	<b>B</b>	<b>C</b>	<b>D</b>	<b>Total</b>
<b>1</b>	10	0	0	0	10
<b>2</b>	10	0	0	0	10
<b>3</b>	9	1	0	0	10
<b>4</b>	9	1	0	0	10
<b>5</b>	10	0	0	0	10
<b>6</b>	8	1	1	0	10
<b>7</b>	2	4	4	0	10
<b>8</b>	10	0	0	0	10
<b>9</b>	8	2	0	0	10
<b>10</b>	8	2	0	0	10
<b>Total</b>	<b>84</b>	<b>11</b>	<b>5</b>	<b>-</b>	
<b>Grade Analysis</b>	<b>84%</b>	<b>11%</b>	<b>5%</b>	<b>-</b>	

**Name of Teacher – Dr. N. L. Gondane**

<b>QN</b>	<b>A</b>	<b>B</b>	<b>C</b>	<b>D</b>	<b>Total</b>
<b>1</b>	8	2	0	0	10
<b>2</b>	9	1	0	0	10

<b>3</b>	7	3	0	0	10
<b>4</b>	9	1	0	0	10
<b>5</b>	8	2	0	0	10
<b>6</b>	8	1	1	0	10
<b>7</b>	2	4	4	0	10
<b>8</b>	10	0	0	0	10
<b>9</b>	8	2	0	0	10
<b>10</b>	8	2	0	0	10
<b>Total</b>	<b>77</b>	<b>18</b>	<b>5</b>	<b>-</b>	<b>100</b>
<b>Grade Analysis</b>	<b>77%</b>	<b>18%</b>	<b>5%</b>	<b>-</b>	

**Name of Teacher – Dr. D. V. Pande**

<b>QN</b>	<b>A</b>	<b>B</b>	<b>C</b>	<b>D</b>	<b>Total</b>
<b>1</b>	9	1	0	0	10
<b>2</b>	9	1	0	0	10
<b>3</b>	9	1	0	0	10
<b>4</b>	9	1	0	0	10
<b>5</b>	10	0	0	0	10
<b>6</b>	6	2	2	0	10
<b>7</b>	2	4	4	0	10
<b>8</b>	10	0	0	0	10
<b>9</b>	8	2	0	0	10

<b>10</b>	8	2	0	0	10
<b>Total</b>	<b>80</b>	<b>14</b>	<b>6</b>	-	<b>100</b>
<b>Grade Analysis</b>	<b>80%</b>	<b>14%</b>	<b>6%</b>	-	

**Name of Teacher – Dr. P. R. Supalkar**

<b>QN</b>	<b>A</b>	<b>B</b>	<b>C</b>	<b>D</b>	<b>Total</b>
<b>1</b>	8	2	0	0	10
<b>2</b>	8	2	0	0	10
<b>3</b>	7	3	0	0	10
<b>4</b>	9	1	0	0	10
<b>5</b>	8	2	0	0	10
<b>6</b>	8	1	1	0	10
<b>7</b>	2	4	4	0	10
<b>8</b>	8	2	0	0	10
<b>9</b>	8	2	0	0	10
<b>10</b>	8	2	0	0	10
<b>Total</b>	<b>74</b>	<b>21</b>	<b>5</b>	-	<b>100</b>
<b>Grade Analysis</b>	<b>74%</b>	<b>21%</b>	<b>5%</b>	-	

**Name of Teacher –Mr. V. S. Chapke**

<b>QN</b>	<b>A</b>	<b>B</b>	<b>C</b>	<b>D</b>	<b>Total</b>
<b>1</b>	10	0	0	0	10
<b>2</b>	10	0	0	0	10

3	7	3	0	0	10
4	9	1	0	0	10
5	10	0	0	0	10
6	8	1	1	0	10
7	2	4	4	0	10
8	10	0	0	0	10
9	8	2	0	0	10
10	8	2	0	0	10
<b>Total</b>	<b>82</b>	<b>13</b>	<b>5</b>	<b>-</b>	<b>100</b>
<b>Grade Analysis</b>	<b>82%</b>	<b>13%</b>	<b>5%</b>	<b>-</b>	

**Name of Teacher – Mr. A. P. Nimbalkar**

<b>QN</b>	<b>A</b>	<b>B</b>	<b>C</b>	<b>D</b>	<b>Total</b>
1	10	0	0	0	10
2	10	0	0	0	10
3	7	3	0	0	10
4	9	1	0	0	10
5	10	0	0	0	10
6	8	1	1	0	10
7	2	4	4	0	10
8	10	0	0	0	10
9	8	2	0	0	10

<b>10</b>	8	2	0	0	10
<b>Total</b>	<b>82</b>	<b>13</b>	<b>5</b>	-	<b>100</b>
<b>Grade Analysis</b>	<b>82%</b>	<b>13%</b>	<b>5%</b>	-	

**Name of Teacher – Mr. S. B. Sagane**

<b>QN</b>	<b>A</b>	<b>B</b>	<b>C</b>	<b>D</b>	<b>Total</b>
<b>1</b>	10	0	0	0	10
<b>2</b>	10	0	0	0	10
<b>3</b>	7	3	0	0	10
<b>4</b>	9	1	0	0	10
<b>5</b>	10	0	0	0	10
<b>6</b>	8	1	1	0	10
<b>7</b>	2	4	4	0	10
<b>8</b>	10	0	0	0	10
<b>9</b>	8	2	0	0	10
<b>10</b>	8	2	0	0	10
<b>Total</b>	<b>82</b>	<b>13</b>	<b>5</b>	-	<b>100</b>
<b>Grade Analysis</b>	<b>82%</b>	<b>13%</b>	<b>5%</b>	-	

**Name of Teacher – Dr. V. R. Alshi**

<b>QN</b>	<b>A</b>	<b>B</b>	<b>C</b>	<b>D</b>	<b>Total</b>
<b>1</b>	10	0	0	0	10
<b>2</b>	10	0	0	0	10

3	7	3	0	0	10
4	9	1	0	0	10
5	10	0	0	0	10
6	8	1	1	0	10
7	2	4	4	0	10
8	10	0	0	0	10
9	8	2	0	0	10
10	8	2	0	0	10
<b>Total</b>	<b>82</b>	<b>13</b>	<b>5</b>	<b>-</b>	<b>100</b>
<b>Grade Analysis</b>	<b>82%</b>	<b>13%</b>	<b>5%</b>	<b>-</b>	

**2 –About Library, Curriculum & Infrastructure**

QN	A	B	C	D	Total
11	0	7	3	0	10
12	0	10	0	0	10
13	0	1	9	0	10
14	1	7	2	0	10
15	0	7	3	0	10
16	1	7	2	0	10
17	10	0	0	0	10
18	0	7	3	0	10
19	2	7	1	0	10

<b>20</b>	<b>8</b>	<b>2</b>	<b>0</b>	<b>0</b>	<b>10</b>
<b>21</b>	<b>2</b>	<b>7</b>	<b>1</b>	<b>0</b>	<b>10</b>
<b>22</b>	<b>1</b>	<b>3</b>	<b>6</b>	<b>0</b>	<b>10</b>
<b>23</b>	<b>0</b>	<b>0</b>	<b>10</b>	<b>0</b>	<b>10</b>
<b>24</b>	<b>0</b>	<b>10</b>	<b>0</b>	<b>0</b>	<b>10</b>
<b>25</b>	<b>0</b>	<b>2</b>	<b>8</b>	<b>0</b>	<b>10</b>
<b>Total</b>	<b>25</b>	<b>77</b>	<b>48</b>	<b>0</b>	<b>150</b>
<b>Grade Analysis</b>	<b>16.67</b>	<b>51.33</b>	<b>32</b>	<b>0</b>	

**Students' Feedback Analysis Report**  
**2020-21**

**Commerce Faculty**

**Students' Feedback**

**Department of Commerce**

**1 - About Teacher**

**Name of Teacher – Dr. D. N. Vyas, Principal**

<b>QN</b>	<b>A</b>	<b>B</b>	<b>C</b>	<b>D</b>	<b>Total</b>
1	12	6	2	0	20
2	12	6	2	0	20
3	18	2	0	0	20
4	18	2	0	0	20
5	20	0	0	0	20
6	14	4	2	0	20
7	6	8	6	0	20
8	20	0	0	0	20
9	16	4	0	0	20
10	18	2	0	0	20
<b>Total</b>	<b>154</b>	<b>34</b>	<b>12</b>	<b>-</b>	<b>200</b>
<b>Grade Analysis</b>	<b>77%</b>	<b>17%</b>	<b>6%</b>	<b>-</b>	

**Name of Teacher – Dr A.B. Pande**

<b>QN</b>	<b>A</b>	<b>B</b>	<b>C</b>	<b>D</b>	<b>Total</b>
1	20	0	0	0	20
2	20	0	0	0	20
3	18	2	0	0	20
4	18	2	0	0	20
5	20	0	0	0	20
6	16	2	2	0	20
7	4	8	8	0	20
8	20	0	0	0	20
9	16	4	0	0	20

<b>10</b>	16	4	0	0	20
<b>Total</b>	<b>168</b>	<b>22</b>	<b>10</b>	-	<b>200</b>
<b>Grade Analysis</b>	<b>84%</b>	<b>11%</b>	<b>5%</b>	-	

**Name of Teacher – Mrs. H. S. Wadhone**

<b>QN</b>	<b>A</b>	<b>B</b>	<b>C</b>	<b>D</b>	<b>Total</b>
<b>1</b>	20	0	0	0	20
<b>2</b>	18	2	0	0	20
<b>3</b>	18	2	0	0	20
<b>4</b>	18	2	0	0	20
<b>5</b>	18	2	0	0	20
<b>6</b>	12	4	4	0	20
<b>7</b>	4	8	8	0	20
<b>8</b>	20	0	0	0	20
<b>9</b>	16	4	0	0	20
<b>10</b>	14	6	0	0	20
<b>Total</b>	<b>158</b>	<b>30</b>	<b>12</b>	-	<b>200</b>
<b>Grade Analysis</b>	<b>79%</b>	<b>15%</b>	<b>6%</b>	-	

**Name of Teacher – Dr. V. B. Chavhan**

<b>QN</b>	<b>A</b>	<b>B</b>	<b>C</b>	<b>D</b>	<b>Total</b>
<b>1</b>	20	0	0	0	20
<b>2</b>	20	0	0	0	20
<b>3</b>	16	4	0	0	20
<b>4</b>	18	2	0	0	20
<b>5</b>	20	0	0	0	20
<b>6</b>	16	2	2	0	20
<b>7</b>	4	8	8	0	20
<b>8</b>	20	0	0	0	20
<b>9</b>	16	4	0	0	20

<b>10</b>	16	4	0	0	20
<b>Total</b>	<b>166</b>	<b>24</b>	<b>10</b>	-	<b>200</b>
<b>Grade Analysis</b>	<b>83%</b>	<b>12%</b>	<b>5%</b>	-	

**Name of Teacher – Dr. A. G. Sharma**

<b>QN</b>	<b>A</b>	<b>B</b>	<b>C</b>	<b>D</b>	<b>Total</b>
<b>1</b>	20	0	0	0	20
<b>2</b>	18	2	0	0	20
<b>3</b>	16	4	0	0	20
<b>4</b>	18	2	0	0	20
<b>5</b>	20	0	0	0	20
<b>6</b>	16	2	2	0	20
<b>7</b>	4	8	8	0	20
<b>8</b>	20	0	0	0	20
<b>9</b>	16	4	0	0	20
<b>10</b>	16	4	0	0	20
<b>Total</b>	<b>164</b>	<b>26</b>	<b>10</b>	-	<b>200</b>
<b>Grade Analysis</b>	<b>82%</b>	<b>13%</b>	<b>5%</b>	-	

**Name of Teacher – Dr. R. Z. Gupta**

<b>QN</b>	<b>A</b>	<b>B</b>	<b>C</b>	<b>D</b>	<b>Total</b>
<b>1</b>	20	0	0	0	20
<b>2</b>	18	2	0	0	20
<b>3</b>	16	4	0	0	20
<b>4</b>	18	2	0	0	20
<b>5</b>	20	0	0	0	20
<b>6</b>	16	2	2	0	20
<b>7</b>	4	8	8	0	20
<b>8</b>	20	0	0	0	20
<b>9</b>	16	4	0	0	20

<b>10</b>	16	4	0	0	20
<b>Total</b>	<b>164</b>	<b>26</b>	<b>10</b>	-	<b>200</b>
<b>Grade Analysis</b>	<b>82%</b>	<b>13%</b>	<b>5%</b>	-	

**2 –About Library, Curriculum & Infrastructure**

<b>QN</b>	<b>A</b>	<b>B</b>	<b>C</b>	<b>D</b>	<b>Total</b>
11	0	16	4	0	20
12	0	20	0	0	20
13	0	2	18	0	20
14	2	14	4	0	20
15	0	14	6	0	20
16	2	14	4	0	20
17	20	0	0	0	20
18	0	14	6	0	20
19	4	14	2	0	20
20	14	6	0	0	20
21	4	14	2	0	20
22	2	6	12	0	20
23	0	0	20	0	20
24	0	20	0	0	20
25	0	4	16	0	20
<b>Total</b>	<b>48</b>	<b>158</b>	<b>94</b>	<b>0</b>	<b>300</b>
<b>Grade Analysis</b>	<b>16%</b>	<b>52.67%</b>	<b>31.33%</b>	<b>0</b>	

**Students' Feedback Analysis Report**  
**2020-21**

**Home Science Faculty**

**Students' Feedback**

**Department of Home Science**

**1 - About Teacher**

**Name of Teacher – Dr A. A. Rajwade**

<b>QN</b>	<b>A</b>	<b>B</b>	<b>C</b>	<b>D</b>	<b>Total</b>
<b>1</b>	20	0	0	0	20
<b>2</b>	20	0	0	0	20
<b>3</b>	18	2	0	0	20
<b>4</b>	18	2	0	0	20
<b>5</b>	20	0	0	0	20
<b>6</b>	16	2	2	0	20
<b>7</b>	4	8	8	0	20
<b>8</b>	20	0	0	0	20
<b>9</b>	16	4	0	0	20
<b>10</b>	16	4	0	0	20
<b>Total</b>	<b>168</b>	<b>22</b>	<b>10</b>	<b>-</b>	<b>200</b>
<b>Grade Analysis</b>	<b>84%</b>	<b>11%</b>	<b>5%</b>	<b>-</b>	

**Name of Teacher – Ms. S. T. Kame**

<b>QN</b>	<b>A</b>	<b>B</b>	<b>C</b>	<b>D</b>	<b>Total</b>
<b>1</b>	20	0	0	0	20
<b>2</b>	20	0	0	0	20

<b>3</b>	14	6	0	0	20
<b>4</b>	18	2	0	0	20
<b>5</b>	20	0	0	0	20
<b>6</b>	16	2	2	0	20
<b>7</b>	4	8	8	0	20
<b>8</b>	20	0	0	0	20
<b>9</b>	16	4	0	0	20
<b>10</b>	16	4	0	0	20
<b>Total</b>	<b>164</b>	<b>26</b>	<b>10</b>	<b>-</b>	<b>200</b>
<b>Grade Analysis</b>	<b>82%</b>	<b>13%</b>	<b>5%</b>	<b>-</b>	

**Name of Teacher –Mr. P. D. Mahajan**

<b>QN</b>	<b>A</b>	<b>B</b>	<b>C</b>	<b>D</b>	<b>Total</b>
<b>1</b>	20	0	0	0	20
<b>2</b>	20	0	0	0	20
<b>3</b>	14	6	0	0	20
<b>4</b>	18	2	0	0	20
<b>5</b>	20	0	0	0	20
<b>6</b>	16	2	2	0	20
<b>7</b>	4	8	8	0	20
<b>8</b>	20	0	0	0	20
<b>9</b>	16	4	0	0	20

<b>10</b>	16	4	0	0	20
<b>Total</b>	<b>164</b>	<b>26</b>	<b>10</b>	<b>-</b>	<b>200</b>
<b>Grade Analysis</b>	<b>82%</b>	<b>13%</b>	<b>5%</b>	<b>-</b>	

**2 –About Library, Curriculum & Infrastructure**

<b>QN</b>	<b>A</b>	<b>B</b>	<b>C</b>	<b>D</b>	<b>Total</b>
<b>11</b>	<b>0</b>	<b>16</b>	<b>4</b>	<b>0</b>	<b>20</b>
<b>12</b>	<b>0</b>	<b>20</b>	<b>0</b>	<b>0</b>	<b>20</b>
<b>13</b>	<b>0</b>	<b>2</b>	<b>18</b>	<b>0</b>	<b>20</b>
<b>14</b>	<b>2</b>	<b>14</b>	<b>4</b>	<b>0</b>	<b>20</b>
<b>15</b>	<b>0</b>	<b>14</b>	<b>6</b>	<b>0</b>	<b>20</b>
<b>16</b>	<b>2</b>	<b>14</b>	<b>4</b>	<b>0</b>	<b>20</b>
<b>17</b>	<b>20</b>	<b>0</b>	<b>0</b>	<b>0</b>	<b>20</b>
<b>18</b>	<b>0</b>	<b>14</b>	<b>6</b>	<b>0</b>	<b>20</b>
<b>19</b>	<b>4</b>	<b>14</b>	<b>2</b>	<b>0</b>	<b>20</b>
<b>20</b>	<b>16</b>	<b>4</b>	<b>0</b>	<b>0</b>	<b>20</b>
<b>21</b>	<b>4</b>	<b>14</b>	<b>2</b>	<b>0</b>	<b>20</b>
<b>22</b>	<b>2</b>	<b>6</b>	<b>12</b>	<b>0</b>	<b>20</b>
<b>23</b>	<b>0</b>	<b>0</b>	<b>20</b>	<b>0</b>	<b>20</b>
<b>24</b>	<b>0</b>	<b>20</b>	<b>0</b>	<b>0</b>	<b>20</b>
<b>25</b>	<b>0</b>	<b>4</b>	<b>16</b>	<b>0</b>	<b>20</b>

<b>Total</b>	<b>50</b>	<b>156</b>	<b>94</b>	<b>0</b>	<b>300</b>
<b>Grade Analysis</b>	<b>16.66%</b>	<b>52%</b>	<b>31.33%</b>		

# Stakeholders Filled Feedback Forms

(Online)

Sl. No.	Feedback	Subject	Teacher's Name	Does the teacher explain the concepts clearly?	Does the teacher use appropriate teaching methods?	How well does the teacher interact with students?	How do you feel about the teacher's communication skills?	Does the teacher provide timely feedback?	Does the teacher encourage students to participate in class?	Do you find the teacher's teaching style interesting?	Does the teacher use appropriate technology in the classroom?	How does the teacher assess student learning?	Does the teacher provide opportunities for students to ask questions?	Does the teacher use appropriate language in the classroom?	Does the teacher provide opportunities for students to work in groups?	The teacher's suggestions for further improvements	
1	Teacher Strategic n Sori mam	Always	Never	Satisfactori	Excellent	Always	Always	Always	Always	Never	Mostly	Significant	Regularly	Fully	Regularly	Strongly agree No suggestions	
2	Teacher Computer Pooja mar	Mostly	Mostly	Satisfactori	Good	Mostly	Sometime	Sometime	Mostly	Sometime	Very well	Regularly	Reasonabl	Occasiona	agree	improve in language	
3	Teacher Managem Pandi sir	Mostly	Mostly	Thorough	Excellent	Always	Always	Always	Always	Mostly	Significant	Regularly	Fully	Regularly	Strongly agree	No suggestions	
4	Teacher Accountin Rupa mar	Always	Never	Satisfactori	Good	Mostly	Sometime	Mostly	Never	Mostly	Very well	Regularly	Reasonabl	Usually	Strongly agree	Improve in teaching	
5	Teacher Economic Monika mi	Always	Never	Satisfactori	Very Good	Always	Always	Always	Mostly	Mostly	Significant	Regularly	Fully	Regularly	Strongly agree	She is all ready ver	
6	Teacher Account Hansa nikh	Always	Never	Satisfactori	Very Good	Always	Always	Always	Mostly	Always	Significant	Usually	Fully	Regularly	Strongly agree	As it is	
7	Teacher Strategic n Sori mam	Always	Never	Satisfactori	Very Good	Mostly	Mostly	Always	Always	Mostly	Very well	Regularly	Reasonabl	Regularly	agree	Doesn't matter	
8	Teacher Business ri Sori mam	Always	Never	Satisfactori	Excellent	Mostly	Mostly	Always	Never	Always	Very well	Regularly	Reasonabl	Regularly	agree	Doesn't matter	
9	Teacher Accountan Gupta Mai	Always	Never	Thorough	Excellent	Always	Always	Always	Never	Always	Very well	Regularly	Fully	Regularly	Strongly agree	No suggestions m	
10	Teacher Strategic n Sori mam	Always	Never	Thorough	Excellent	Always	Always	Always	Mostly	Sometime	Very well	Usually	Fully	Usually	Strongly agree	No	
11	Teacher Managem Pandi sir	Always	Never	Thorough	Excellent	Mostly	Always	Always	Always	Always	Very well	Regularly	Fully	Regularly	Strongly agree	No	
12	Teacher Computer Pooja mar	Always	Never	Satisfactori	Excellent	Always	Always	Always	Always	Always	Very well	Regularly	Fully	Regularly	Strongly agree	No	
13	Teacher Accountin Gupta mar	Always	Never	Satisfactori	Excellent	Always	Always	Always	Always	Mostly	Significant	Regularly	Fully	Regularly	Strongly agree	No	
14	Teacher Economic Monika M	Always	Mostly	Satisfactori	Very Good	Always	Always	Always	Always	Always	Very well	Regularly	Fully	Regularly	Strongly agree	Very much	
15	Teacher PBM Pooja Mar	Always	Never	Thorough	Very Good	Always	Always	Always	Always	Always	Significant	Regularly	Fully	Regularly	Strongly agree	Excellent	
16	Teacher Account Sharma Si	Always	Mostly	Thorough	Very Good	Mostly	Mostly	Mostly	Always	Always	Very well	Regularly	Reasonabl	Regularly	agree	Very well	
17	Teacher English Radhika M	Always	Never	Satisfactori	Excellent	Always	Always	Always	Always	Always	Significant	Regularly	Fully	Regularly	Strongly agree	Excellent	
18	Teacher Hindi Mam	Mostly	Mostly	Poorly	Good	Sometime	Sometime	Sometime	Sometime	Sometime	Very well	Regularly	Fully	Usually	neutral	Good	
19	Teacher CFS Pandi sir	Always	Never	Thorough	Excellent	Always	Always	Always	Always	Always	Significant	Regularly	Fully	Regularly	Strongly agree	Excellent	
20	Teacher IFS pandi sir	Always	Never	Satisfactori	excellent	Always	Always	Always	Always	Sometime	Always	Very well	Regularly	Fully	Regularly	Strongly agree	
21	Teacher Account Monika mi	Always	Mostly	Satisfactori	Very Good	Always	Always	Mostly	Sometime	Mostly	Very well	Usually	Reasonabl	Usually	agree		
22	Teacher ITB Sharma sir	Mostly	Mostly	Satisfactori	Very Good	Always	Always	Mostly	Sometime	Sometime	Moderate	Usually	Reasonabl	Usually	agree		
23	Teacher Statistis	NULL	NULL	NULL	NULL	NULL	NULL	NULL	NULL	NULL	NULL	NULL	NULL	NULL	NULL	agree	
24	Teacher Statistis	NULL	NULL	NULL	NULL	NULL	NULL	NULL	NULL	NULL	NULL	NULL	NULL	NULL	NULL	agree	
25	Teacher Statistis	NULL	NULL	NULL	NULL	NULL	NULL	NULL	NULL	NULL	NULL	NULL	NULL	NULL	NULL	agree	
26	Teacher Statistis	NULL	NULL	NULL	NULL	NULL	NULL	NULL	NULL	NULL	NULL	NULL	NULL	NULL	NULL	agree	

25	Teacher ITB Sharma si	Mostly	Mostly	Satisfactori	Very Good	Always	Always	Mostly	Mostly	Sometime	Sometime	Moderate	Usually	Reasonabl	Usually	agree	
26	Teacher Statistis	NULL	NULL	NULL	NULL	NULL	NULL	NULL	NULL	NULL	NULL	NULL	NULL	NULL	NULL	agree	
27	Teacher Statistis	NULL	NULL	NULL	NULL	NULL	NULL	NULL	NULL	NULL	NULL	NULL	NULL	NULL	NULL	agree	
28	Teacher ITB pooja mar	Always	Never	Satisfactori	Very Good	Mostly	Mostly	Mostly	Always	Mostly	Very well	Usually	Reasonabl	Usually	agree		
29	Teacher English Vite sir	Mostly	Mostly	Satisfactori	Excellent	Mostly	Mostly	Always	Never	Sometime	Significant	Usually	Reasonabl	Usually	agree		
30	Teacher Corporate Dr Rupa Gi	Mostly	Mostly	Satisfactori	Good	Mostly	Sometime	Mostly	Never	Sometime	Moderate	Usually	Partially	Occasiona	agree	Nothing	
31	Teacher Corporate Monica Gi	Always	Mostly	Thorough	Excellent	Mostly	Always	Always	Never	Always	Significant	Regularly	Fully	Regularly	Strongly agree	Nothing	
32	Teacher Corporate Monica Gi	Always	Mostly	Thorough	Excellent	Mostly	Always	Always	Never	Always	Significant	Regularly	Fully	Regularly	Strongly agree	Nothing	
33	Teacher ITA Dr A G Shi	Mostly	Mostly	Thorough	Excellent	Sometime	Mostly	Always	Never	Always	Very well	Usually	Reasonabl	Usually	agree	Nothing	
34	Teacher BMS Chavhan s	Always	Never	Thorough	Good	Always	Mostly	Sometime	Never	Mostly	Very well	Occasiona	Partially	Rarely	disagree	Lecture should be ov	
35	Teacher A/c Sharma mi	Always	Mostly	Thorough	Very Good	Always	Mostly	Always	Mostly	Always	Very well	Regularly	Reasonabl	Regularly	agree	No suggestions	
36	Teacher ITB Pooja mar	Always	Mostly	Thorough	Very Good	Always	Mostly	Always	Mostly	Always	Very well	Regularly	Reasonabl	Regularly	agree	No suggestions	
37	Teacher Income ta Sharma si	Always	Mostly	Thorough	Very Good	Always	Mostly	Always	Mostly	Always	Very well	Regularly	Reasonabl	Regularly	agree	No suggestions	
38	Teacher IFS Pandi sir	Always	Mostly	Thorough	Very Good	Always	Mostly	Always	Mostly	Always	Very well	Regularly	Reasonabl	Regularly	agree	No suggestions	
39	Teacher Mathemat Chavhan si	Always	Mostly	Thorough	Very Good	Always	Mostly	Always	Mostly	Always	Very well	Regularly	Reasonabl	Regularly	agree	No suggestions	
40	Teacher English Vite sir	Always	Mostly	Thorough	Very Good	Always	Mostly	Always	Mostly	Always	Very well	Regularly	Reasonabl	Regularly	agree	No suggestions	
41	Teacher E-commer Anup G Shi	Always	Never	Satisfactori	Excellent	Always	Always	Always	Always	Always	Very well	Regularly	Fully	Regularly	Strongly agree	Nothing	
42	Teacher E-commer Anup G Shi	Always	Never	Satisfactori	Excellent	Always	Always	Always	Always	Always	Very well	Regularly	Fully	Regularly	Strongly agree	Nothing	
43	Teacher Role of wc Rakesh To	Mostly	Never	Thorough	Excellent	Always	Always	Always	Always	Always	Very well	Regularly	Fully	Regularly	Strongly agree	No, but this is a gr	
44	Teacher Role of wc Rakesh To	Mostly	Never	Thorough	Excellent	Always	Always	Always	Always	Always	Very well	Regularly	Fully	Regularly	Strongly agree	No, but this is a gr	
45	Teacher Role of wc Rakesh To	Mostly	Never	Thorough	Excellent	Always	Always	Always	Always	Always	Very well	Regularly	Fully	Regularly	Strongly agree	No, but this is a gr	
46	Teacher Role of wc Rakesh To	Mostly	Never	Thorough	Excellent	Always	Always	Always	Always	Always	Very well	Regularly	Fully	Regularly	Strongly agree	No, but this is a gr	
47	Teacher PHYSICAL TRIBHUW	Always	Never	Satisfactori	Excellent	Never	Always	Always	Always	Always	Very well	Regularly	Slightly	Regularly	neutral	Rules Follow	
48	Teacher Nutrition k Valsahi D	Always	Never	Thorough	Excellent	Always	Always	Always	Mostly	Mostly	Very well	Occasiona	Fully	Occasiona	Strongly agree	Everything is perfec	
49	Teacher Nutrition k Valsahi M	Always	Never	Thorough	Excellent	Always	Always	Always	Sometime	Always	Very well	Regularly	Fully	Occasiona	agree	Everything is perfec	
50	Teacher Nutrition k Valsahi M	Always	Never	Thorough	Excellent	Always	Always	Always	Sometime	Always	Very well	Regularly	Fully	Occasiona	agree	Everything is perfec	
51	Teacher Elective sdfsdf	Always	Never	Thorough	Excellent	Always	Always	Always	Always	Always	Significant	Regularly	Fully	Regularly	Strongly agree	sdfsdf	







Bhartiya Seva Sadan Akola's  
**Smt. Radhadevi Goenka College For Women, Akola**

**Teacher's Feedback**

Year : 20-21

**Feedback for Curriculum by the Teacher**

Name of the Teacher: Dr. Anup J. Sharma  
Course Name: B.COM.  
Name of the Subject: Financial Accounting - Audit & I.T ax

1. Were objective of course clear to you?  
 Highly Clear  Clear  Partly Clear  Not Clear
  2. How is the syllabus suitable to the course?  
 Highly Suitable  Suitable  Partly Suitable  Not Suitable
  3. Level of the course is?  
 To high  high  low  to low
  4. Syllabus is Need based?  
 Strongly Agree  agree  Partly Agree  disagree
  5. How do you read the syllabus in relation to the competences?  
 Excellent  Very Good  Average  Poor
  6. How do you find the size of syllabus in terms of load?  
 Vast  Manageable  Short  To short
  7. Do you think there are enough practical hours/ tutorials per week?  
 Yes  No  Need More  Not Sure
  8. How do read sequence of the syllabus semester wise relevant to the course?  
 Excellent  Very Good  Average  Poor
  9. How is the syllabus comparable to that of other institute /university?  
 Superior  At Par  inferior  cannot say
- Suggestions for further improvements:

[Signature]  
Signature

Bhartiya Seva Sadan Akola's  
**Smt. Radhadevi Goenka College For Women, Akola**

**Teacher's Feedback**

Year : 2020-21

**Feedback for Curriculum by the Teacher**

Name of the Teacher: Sonal T Kame  
Course Name: BSc (Home Science)  
Name of the Subject: Food science & Nutrition

1. Were objective of course clear to you?  
 Highly Clear  Clear  Partly Clear  Not Clear
2. How is the syllabus suitable to the course?  
 Highly Suitable  Suitable  Partly Suitable  Not Suitable
3. Level of the course is?  
 To high  high  low  to low
4. Syllabus is Need based?  
 Strongly Agree  agree  Partly Agree  disagree
5. How do you read the syllabus in relation to the competences?  
 Excellent  Very Good  Average  Poor
6. How do you find the size of syllabus in terms of load?  
 Vast  Manageable  Short  To short
7. Do you think there are enough practical hours/ tutorials per week?  
 Yes  No  Need More  Not Sure
8. How do read sequence of the syllabus semester wise relevant to the course?  
 Excellent  Very Good  Average  Poor
9. How is the syllabus comparable to that of other institute /university?  
 Superior  At Par  inferior  cannot say

Suggestions for further improvements:

\_\_\_\_\_  
\_\_\_\_\_  
\_\_\_\_\_  
Sonal T Kame  
Signature